


2024 Australian Rowing Championships
Monday, 18 March 2024

Race 1 Under 17 Women's Single Scull							Heat 1	
Place	Crew	Lane	500m	1000m	1500m	2000m	Margins	
1	168.43 The Armidale School Isabella Henderson	8	2:01.63 (3) 2:01.63	4:32.28 (7) 2:30.65	6:19.94 (1) 1:47.66	8:26.82 2:06.88	0.00	+0.00
2	168.13 Glebe Chloe Hitchens	3	2:01.17 (1) 2:01.17	4:09.11 (1) 2:07.94	6:22.34 (2) 2:13.23	8:39.07 2:16.73	12.25	+12.25
3	168.32 St George Charlotte Ollivier	6	2:06.25 (5) 2:06.25	4:18.99 (4) 2:12.74	6:30.99 (4) 2:12.00	8:41.80 2:10.81	2.73	+14.98
4	168.02 Brisbane & GPS Willa Dunbar	5	2:01.61 (2) 2:01.61	4:11.77 (3) 2:10.16	6:29.77 (3) 2:18.00	8:45.31 2:15.54	3.51	+18.49
5	168.26 Norwood International High Sofia Aleshina	7	2:04.14 (4) 2:04.14	4:26.92 (6) 2:22.78	6:37.09 (5) 2:10.17	8:46.40 2:09.31	1.09	+19.58
6	168.40 St Patrick's Townsville Iluka Hamann	1	2:10.81 (6) 2:10.81	4:20.51 (5) 2:09.70	6:48.88 (6) 2:28.37	9:08.66 2:19.78	22.26	+41.84
7	168.19 MLC School Eve Parker	4	2:13.07 (8) 2:13.07	4:33.32 (8) 2:20.25	6:53.91 (8) 2:20.59	9:12.33 2:18.42	3.67	+45.51
8	168.12 Glebe Giselle Dueza	2	2:12.58 (7) 2:12.58	4:09.43 (2) 1:56.85	6:52.53 (7) 2:43.10	9:12.62 2:20.09	0.29	+45.80

Progress : 1->Semi-Final (Race's 183,184); 2,3,4,5,6,7,8->Repechage (Race's 91-95)

Race 2 Under 17 Women's Single Scull							Heat 2	
Place	Crew	Lane	500m	1000m	1500m	2000m	Margins	
1	168.07 Commercial Holly Fleming	2	2:00.18 (1) 2:00.18		6:11.52	8:21.86 2:10.34	0.00	+0.00
2	168.45 Unley High Georgie Twelftree	1	2:01.35 (2) 2:01.35		6:21.03	8:25.93 2:04.90	4.07	+4.07
3	168.38 St Patrick's Townsville Holly Wilkie	3	2:03.16 (3) 2:03.16		6:29.27	8:40.64 2:11.37	14.71	+18.78
4	168.24 Newcastle Grammar Roxanna Brown	4	2:06.09 (4) 2:06.09		6:40.49	8:53.39 2:12.90	12.75	+31.53
5	168.14 Griffith Uni Surfers Paradise Dalia Ferraro	5	2:06.28 (5) 2:06.28		6:38.05	8:53.89 2:15.84	0.50	+32.03
6	168.29 Radford College Hanna Koch	7	2:12.69 (6) 2:12.69		6:49.94	9:07.82 2:17.88	13.93	+45.96
7	168.03 Buckingham Tilley Wise	6	2:14.05 (7) 2:14.05		6:56.14	9:16.07 2:19.93	8.25	+54.21
8	168.10 Genesis Christian Jessica Carroll	8	2:25.84 (8) 2:25.84			11:54.28	158.21	+212.4

Progress : 1->Semi-Final (Race's 183,184); 2,3,4,5,6,7,8->Repechage (Race's 91-95)



2024 Australian Rowing Championships

Monday, 18 March 2024

Race 3 Under 17 Women's Single Scull							Heat 3	
Place	Crew	Lane	500m	1000m	1500m	2000m	Margins	
1	168.22 Mosman Elyse Coates	2	2:04.47 (6) 2:04.47	1:59.90	6:04.76 (1) 4:04.86	8:13.14 2:08.38	0.00	+0.00
2	168.16 Kinross Wolaroi Lucy Reidy	6	1:59.12 (1) 1:59.12	4:04.90 2:05.78	6:14.10 (2) 2:09.20	8:23.52 2:09.42	10.38	+10.38
3	168.37 St Patrick's Townsville Keeley Adebahr	4	2:02.45 (3) 2:02.45	4:10.88 2:08.43	6:23.95 (3) 2:13.07	8:32.28 2:08.33	8.76	+19.14
4	168.20 Mercantile Cate McNeil	5	2:03.32 (5) 2:03.32	4:13.45 2:10.13	6:25.37 (4) 2:11.92	8:35.40 2:10.03	3.12	+22.26
5	168.28 Radford College Isobel Egan	8	2:00.75 (2) 2:00.75	4:16.77 2:16.02	6:27.13 (5) 2:10.36	8:40.50 2:13.37	5.10	+27.36
6	168.01 Ascham Isabelle Bugg	7	2:03.25 (4) 2:03.25		6:30.43 (6)	8:42.98 2:12.55	2.48	+29.84
7	168.42 Sydney Xenia Palmer	3	2:09.44 (7) 2:09.44	4:14.10 2:04.66	6:33.67 (7) 2:19.57	8:45.51 2:11.84	2.53	+32.37

Progress : 1->Semi-Final (Race's 183,184); 2,3,4,5,6,7,8->Repechage (Race's 91-95)

Race 4 Under 17 Women's Single Scull							Heat 4	
Place	Crew	Lane	500m	1000m	1500m	2000m	Margins	
1	168.09 Commercial Cianna Becker	8	1:56.10 (1) 1:56.10	4:01.21 (1) 2:05.11	6:08.27 (1) 2:07.06	8:16.49 2:08.22	0.00	+0.00
2	168.18 Loreto Normanhurst Patricia Boland	4	2:01.18 (2) 2:01.18	4:07.16 (2) 2:05.98	6:16.00 (2) 2:08.84	8:27.15 2:11.15	10.66	+10.66
3	168.25 Newcastle Grammar Annabel McKensy	3	2:01.46 (3) 2:01.46	4:11.59 (3) 2:10.13	6:26.87 (4) 2:15.28	8:39.32 2:12.45	12.17	+22.83
4	168.36 St Patrick's Townsville Emily Edison	7	2:02.25 (4) 2:02.25	4:12.08 (4) 2:09.83	6:26.41 (3) 2:14.33	8:42.85 2:16.44	3.53	+26.36
5	168.27 Radford College Gigi Hickey	6	2:07.45 (7) 2:07.45	4:19.96 (6) 2:12.51	6:34.54 (5) 2:14.58	8:50.49 2:15.95	7.64	+34.00
6	168.17 Leichhardt Sabrina Koczkar	2	2:03.96 (5) 2:03.96	4:19.26 (5) 2:15.30	6:35.90 (6) 2:16.64	8:55.03 2:19.13	4.54	+38.54
7	168.44 Trinity Lutheran College Sophie Clifford	5	2:06.18 (6) 2:06.18	4:23.79 (7) 2:17.61	6:42.36 (7) 2:18.57	9:01.28 2:18.92	6.25	+44.79

Progress : 1->Semi-Final (Race's 183,184); 2,3,4,5,6,7,8->Repechage (Race's 91-95)

Race 5 Under 17 Women's Single Scull							Heat 5	
Place	Crew	Lane	500m	1000m	1500m	2000m	Margins	
1	168.06 Commercial Summer Phillips	3	2:00.22 (1) 2:00.22	4:06.89 (1) 2:06.67	6:14.83 (1) 2:07.94	8:26.75 2:11.92	0.00	+0.00
2	168.05 Centenary Greta Nott	8	2:01.92 (2) 2:01.92	4:20.20 (5) 2:18.28	6:23.94 (2) 2:03.74	8:36.96 2:13.02	10.21	+10.21
3	168.33 St Marys College Sarah Thomas	5	2:02.74 (3) 2:02.74	4:15.34 (3) 2:12.60	6:29.83 (3) 2:14.49	8:40.88 2:11.05	3.92	+14.13
4	168.08 Commercial Olivia Grant	6	2:07.04 (6) 2:07.04	4:22.60 (6) 2:15.56	6:40.41 (5) 2:17.81	8:50.23 2:09.82	9.35	+23.48
5	168.11 Genesis Christian Tiahna Cutts	2	2:05.64 (5) 2:05.64	4:11.34 (2) 2:05.70	6:37.41 (4) 2:26.07	8:51.30 2:13.89	1.07	+24.55
6	168.34 St Marys College Imogen Stewart	4	2:05.28 (4) 2:05.28	4:19.40 (4) 2:14.12	6:46.81 (6) 2:27.41	8:54.71 2:07.90	3.41	+27.96
7	168.30 Radford College Lucy Mihaljevic	7	2:09.18 (7) 2:09.18	4:23.40 (7) 2:14.22	6:47.32 (7) 2:23.92	8:56.00 2:08.68	1.29	+29.25

Progress : 1->Semi-Final (Race's 183,184); 2,3,4,5,6,7,8->Repechage (Race's 91-95)


2024 Australian Rowing Championships
Monday, 18 March 2024

Race 6 Under 17 Women's Single Scull							Heat 6	
Place	Crew	Lane	500m	1000m	1500m	2000m	Margins	
1	168.04 Canberra Tahlia Turnbull	5	2:00.56 (1) 2:00.56	4:07.51 (1) 2:06.95	6:18.00 (1) 2:10.49	8:29.32 2:11.32	0.00	+0.00
2	168.23 Mosman Elouise Stephens	2	2:02.37 (2) 2:02.37	4:13.69 (2) 2:11.32	6:26.68 (2) 2:12.99	8:38.71 2:12.03	9.39	+9.39
3	168.31 St Aidan's Bethany Petie	3	2:07.63 (3) 2:07.63	4:22.15 (3) 2:14.52	6:39.00 (3) 2:16.85	8:50.49 2:11.49	11.78	+21.17
4	168.41 St Patrick's Townsville Georgia Cresswell	6	2:09.58 (5) 2:09.58	4:26.29 (5) 2:16.71	6:45.80 (5) 2:19.51	9:01.16 2:15.36	10.67	+31.84
5	168.21 Mersey Matilda Spaulding	4	2:09.07 (4) 2:09.07	4:25.01 (4) 2:15.94	6:44.45 (4) 2:19.44	9:02.39 2:17.94	1.23	+33.07
6	168.15 Hunter Valley Grammar Erin O'Kane	7	2:15.30 (7) 2:15.30	4:32.60 (6) 2:17.30	6:50.18 (6) 2:17.58	9:10.37 2:20.19	7.98	+41.05
7	168.39 St Patrick's Townsville Matilda Schroder	8	2:15.03 (6) 2:15.03	4:34.81 (7) 2:19.78	6:57.74 (7) 2:22.93	9:18.62 2:20.88	8.25	+49.30
Progress : 1->Semi-Final (Race's 183,184); 2,3,4,5,6,7,8->Repechage (Race's 91-95)								

Race 7 Under 17 Men's Single Scull							Heat 1	
Place	Crew	Lane	500m	1000m	1500m	2000m	Margins	
1	171.38 St Ignatius George Field	8		3:41.93 (1)	5:38.11 (1) 1:56.18	7:40.32 2:02.21	0.00	+0.00
2	171.10 Corio Bay Zander Bailey	6		3:43.64 (2)	5:45.61 (2) 2:01.97	7:49.66 2:04.05	9.34	+9.34
3	171.11 Corio Bay Tadhg Bailey	3		3:53.52 (4)	5:55.25 (4) 2:01.73	7:53.53 1:58.28	3.87	+13.21
4	171.24 Nudgee Jacob Brown	2		3:50.04 (3)	5:54.08 (3) 2:04.04	7:54.78 2:00.70	1.25	+14.46
5	171.15 Hunter Valley Grammar Harrison Skelly-Osmond	5		3:58.52 (5)	6:02.10 (5) 2:03.58	8:01.29 1:59.19	6.51	+20.97
6	171.02 ANA Thomas Coles	7		4:01.23 (7)	6:03.93 (6) 2:02.70	8:08.53 2:04.60	7.24	+28.21
7	171.27 Pembroke School Sebastian Willis-Hell	1		4:00.72 (6)	6:09.05 (7) 2:08.33	8:16.67 2:07.62	8.14	+36.35
8	171.05 Brisbane Grammar Ezekiel Hutton	4		4:06.74 (8)	6:15.51 (8) 2:08.77	8:22.17 2:06.66	5.50	+41.85
Progress : 1->Semi-Final (Race's 185,186); 2,3,4,5,6,7,8->Repechage (Race's 96-100)								



2024 Australian Rowing Championships

Monday, 18 March 2024

Race 8 Under 17 Men's Single Scull							Heat 2	
Place	Crew	Lane	500m	1000m	1500m	2000m	Margins	
1	171.16 Kings Lochie Tindal	1	1:49.68 (3) 1:49.68	3:44.13 (2) 1:54.45	5:39.57 (1) 1:55.44	7:37.67 1:58.10	0.00	+0.00
2	171.08 Buckingham Callum Wigston	4	1:49.27 (2) 1:49.27	3:42.83 (1) 1:53.56	5:41.01 (2) 1:58.18	7:42.18 2:01.17	4.51	+4.51
3	171.42 The Southport School Harrison Howard	3	1:54.32 (6) 1:54.32	4:02.34 (8) 2:08.02	5:53.81 (5) 1:51.47	7:50.53 1:56.72	8.35	+12.86
4	171.07 Buckingham Beau Furlonge	5	1:48.73 (1) 1:48.73	3:48.73 (3) 2:00.00	5:51.14 (3) 2:02.41	7:50.55 1:59.41	0.02	+12.88
5	171.06 Brisbane Grammar Oliver Kent	6	1:54.27 (5) 1:54.27	3:54.02 (4) 1:59.75	5:53.20 (4) 1:59.18	7:51.38 1:58.18	0.83	+13.71
6	171.01 ANA Banjo Morris-Luck	8	1:53.58 (4) 1:53.58	3:55.79 (5) 2:02.21	5:55.50 (6) 1:59.71	7:59.08 2:03.58	7.70	+21.41
7	171.37 Ryan Catholic Liam Mackay	2	1:56.11 (8) 1:56.11	3:58.58 (7) 2:02.47	6:01.28 (7) 2:02.70	8:00.79 1:59.51	1.71	+23.12
8	171.46 Trinity Lutheran College Ky Leis	7	1:55.88 (7) 1:55.88	3:56.13 (6) 2:00.25	6:11.04 (8) 2:14.91	8:21.40 2:10.36	20.61	+43.73
Progress : 1->Semi-Final (Race's 185,186); 2,3,4,5,6,7,8->Repechage (Race's 96-100)								

Race 9 Under 17 Men's Single Scull							Heat 3	
Place	Crew	Lane	500m	1000m	1500m	2000m	Margins	
1	171.40 St Virgils Llewellyn Gray	4	1:52.53 (1) 1:52.53	3:48.48 (1) 1:55.95	5:47.41 (1) 1:58.93	7:42.24 1:54.83	0.00	+0.00
2	171.22 North Esk Samuel Dettmer	5	1:52.77 (2) 1:52.77	3:52.50 (2) 1:59.73	5:56.23 (2) 2:03.73	7:58.63 2:02.40	16.39	+16.39
3	171.26 Oxenford Joshua Pickering-Pentland	6	1:56.76 (4) 1:56.76	4:00.54 (4) 2:03.78	6:06.08 (4) 2:05.54	8:08.13 2:02.05	9.50	+25.89
4	171.17 Leichhardt Petar Simkovic	2	2:01.39 (6) 2:01.39	4:05.82 (5) 2:04.43	6:10.16 (5) 2:04.34	8:09.92 1:59.76	1.79	+27.68
5	171.32 Radford College Oliver Hoorweg	1	1:55.30 (3) 1:55.30	3:59.19 (3) 2:03.89	6:05.12 (3) 2:05.93	8:10.18 2:05.06	0.26	+27.94
6	171.47 Wendouree Ballarat Charlie Arnts	3	2:02.45 (7) 2:02.45	4:09.63 (6) 2:07.18	6:18.55 (6) 2:08.92	8:24.01 2:05.46	13.83	+41.77
7	171.28 Pembroke School Max van de Meulengraaf	7	2:00.57 (5) 2:00.57	4:10.55 (7) 2:09.98	6:22.84 (7) 2:12.29	8:25.84 2:03.00	1.83	+43.60
8	171.36 Rockhampton Grammar Oliver Weyling-Cain	8	2:04.25 (8) 2:04.25	4:13.52 (8) 2:09.27	6:30.47 (8) 2:16.95	8:36.69 2:06.22	10.85	+54.45
Progress : 1->Semi-Final (Race's 185,186); 2,3,4,5,6,7,8->Repechage (Race's 96-100)								



2024 Australian Rowing Championships

Monday, 18 March 2024

Race 10 Under 17 Men's Single Scull							Heat 4	
Place	Crew	Lane	500m	1000m	1500m	2000m	Margins	
1	171.21 Nepean Ezekiel Pratt	4		3:58.79 (5)	5:58.10 (2) 1:59.31	7:57.40 1:59.30	0.00	+0.00
2	171.30 Radford College Charlie Knight	3		3:57.38 (4)	5:56.99 (1) 1:59.61	8:00.03 2:03.04	2.63	+2.63
3	171.25 Nudgee Oliver McKeown	7		3:56.61 (3)	5:59.84 (3) 2:03.23	8:03.30 2:03.46	3.27	+5.90
4	171.35 Rockhampton Grammar Ryan Hendrie	2		3:55.76 (2)	6:03.02 (4) 2:07.26	8:10.03 2:07.01	6.73	+12.63
5	171.31 Radford College Benjamin Beswick	6		3:54.07 (1)	6:04.54 (5) 2:10.47	8:17.07 2:12.53	7.04	+19.67
6	171.19 Mersey Lars Brown	8		4:07.62 (7)	6:13.83 (6) 2:06.21	8:17.68 2:03.85	0.61	+20.28
7	171.34 Rockhampton Fitzroy Tristram Vesey	5		4:04.76 (6)	6:18.74 (7) 2:13.98	8:28.03 2:09.29	10.35	+30.63
Progress : 1->Semi-Final (Race's 185,186); 2,3,4,5,6,7,8->Repechage (Race's 96-100)								

Race 11 Under 17 Men's Single Scull							Heat 5	
Place	Crew	Lane	500m	1000m	1500m	2000m	Margins	
1	171.41 The Southport School Leonardo Hughes	5		3:45.50 (1)	5:50.00 (1) 2:04.50	7:54.18 2:04.18	0.00	+0.00
2	171.29 Pembroke School Jeremy Yu	7		3:52.88 (2)	6:01.09 (2) 2:08.21	8:06.78 2:05.69	12.60	+12.60
3	171.43 The Southport School George Schmidt	2		4:00.10 (4)	6:08.39 (3) 2:08.29	8:07.41 1:59.02	0.63	+13.23
4	171.13 Gippsland Grammar Stuart Ray	3		4:06.62 (5)	6:16.56 (4) 2:09.94	8:25.17 2:08.61	17.76	+30.99
5	171.12 Gippsland Grammar Himesh Rajapakse	6		4:12.38 (6)	6:23.75 (5) 2:11.37	8:33.45 2:09.70	8.28	+39.27
6	171.14 Hunter Valley Grammar Edward Walsh	8		3:56.80 (3)	6:24.29 (6) 2:27.49	8:35.84 2:11.55	2.39	+41.66
7	171.09 Commercial Aden Jeremijenko	4		4:19.02 (7)	6:29.29 (7) 2:10.27	8:36.93 2:07.64	1.09	+42.75
Progress : 1->Semi-Final (Race's 185,186); 2,3,4,5,6,7,8->Repechage (Race's 96-100)								

Race 12 Under 17 Men's Single Scull							Heat 6	
Place	Crew	Lane	500m	1000m	1500m	2000m	Margins	
1	171.18 Marist College Harrison Braithwaite	8	1:48.76 (1) 1:48.76	3:44.23 (1) 1:55.47	5:40.71 (1) 1:56.48	7:39.20 1:58.49	0.00	+0.00
2	171.39 St Virgils Alex Lamprey	2	1:51.22 (2) 1:51.22	3:48.42 (2) 1:57.20	5:48.50 (2) 2:00.08	7:49.71 2:01.21	10.51	+10.51
3	171.20 Mosman Floris Elias	3	1:52.61 (3) 1:52.61	3:52.94 (3) 2:00.33	5:56.61 (3) 2:03.67	7:56.94 2:00.33	7.23	+17.74
4	171.23 North Esk Jasper Twitchett	7	1:55.70 (5) 1:55.70	3:58.24 (4) 2:02.54	6:00.91 (4) 2:02.67	8:00.77 1:59.86	3.83	+21.57
5	171.04 Brisbane Boys Frederick Bromell	4	1:55.25 (4) 1:55.25	3:59.36 (5) 2:04.11	6:09.16 (5) 2:09.80	8:19.93 2:10.77	19.16	+40.73
6	171.33 Radford College Lincoln Uren	5	1:59.65 (6) 1:59.65	4:16.84 (6) 2:17.19	6:31.97 (6) 2:15.13	8:49.16 2:17.19	29.23	+69.96
	171.03 Mosman Lleyton Schomann	6	DID NOT START					
Progress : 1->Semi-Final (Race's 185,186); 2,3,4,5,6,7,8->Repechage (Race's 96-100)								


2024 Australian Rowing Championships
Monday, 18 March 2024

Race 13 Under 19 Women's Single Scull							Heat 1	
Place	Crew	Lane	500m	1000m	1500m	2000m	Margins	
1	154.12 Glebe Lucy Yabsley	3	1:57.23 (1) 1:57.23	4:04.71 (1) 2:07.48	6:15.27 (1) 2:10.56	8:26.69 2:11.42	0.00	+0.00
2	154.34 Team Vietnam Ho Thi Duy	5	2:01.81 (2) 2:01.81	4:10.35 (2) 2:08.54	6:20.33 (2) 2:09.98	8:30.27 2:09.94	3.58	+3.58
3	154.18 Manning Valley Anglican Zoe Hutchison	1	2:09.04 (7) 2:09.04	4:21.78 (6) 2:12.74	6:33.26 (4) 2:11.48	8:44.98 2:11.72	14.71	+18.29
4	154.05 Bundaberg Jorja Mortimer	8	2:04.38 (3) 2:04.38	4:16.35 (3) 2:11.97	6:29.98 (3) 2:13.63	8:44.99 2:15.01	0.01	+18.30
5	154.46 Yarra Yarra Konstantina Kafasis	6	2:06.44 (5) 2:06.44	4:17.07 (4) 2:10.63	6:36.14 (5) 2:19.07	8:49.99 2:13.85	5.00	+23.30
6	154.28 Rockhampton Fitzroy Georgia Brennan	2	2:06.29 (4) 2:06.29	4:18.71 (5) 2:12.42	6:39.38 (6) 2:20.67	8:54.31 2:14.93	4.32	+27.62
7	154.25 Radford College Zoe Hickey	7	2:08.42 (6) 2:08.42	4:27.61 (7) 2:19.19	6:50.10 (7) 2:22.49	9:11.62 2:21.52	17.31	+44.93
8	154.40 University of Queensland Isabelle Scheimer	4	2:11.99 (8) 2:11.99	4:33.69 (8) 2:21.70	7:01.86 (8) 2:28.17	9:22.97 2:21.11	11.35	+56.28

Progress : 1->Semi-Final (Race's 187,188); 2,3,4,5,6,7,8->Repechage (Race's 101-105)

Race 14 Under 19 Women's Single Scull							Heat 2	
Place	Crew	Lane	500m	1000m	1500m	2000m	Margins	
1	154.37 UTS Haberfield Jade Bliss	4	1:57.38 (1) 1:57.38	4:01.13 (1) 2:03.75	6:07.16 (1) 2:06.03	8:16.85 2:09.69	0.00	+0.00
2	154.43 Unley High Felicity Cox	6	2:03.31 (5) 2:03.31	4:12.78 (5) 2:09.47	6:24.57 (5) 2:11.79	8:23.97 1:59.40	7.12	+7.12
3	154.24 Radford College Zara Turner	8	2:02.06 (3) 2:02.06	4:09.29 (3) 2:07.23	6:19.10 (2) 2:09.81	8:26.18 2:07.08	2.21	+9.33
4	154.03 Buckingham Poppy Kennett	1	2:03.21 (4) 2:03.21	4:10.98 (4) 2:07.77	6:20.67 (4) 2:09.69	8:27.07 2:06.40	0.89	+10.22
5	154.07 Fremantle Emma O'Neill	2	2:04.63 (7) 2:04.63	4:14.20 (6) 2:09.57	6:26.09 (6) 2:11.89	8:29.11 2:03.02	2.04	+12.26
6	154.19 Mersey Lilly Barker	3	1:58.83 (2) 1:58.83	4:06.60 (2) 2:07.77	6:20.05 (3) 2:13.45	8:30.49 2:10.44	1.38	+13.64
7	154.33 Tasmania University Olivia Walter	7	2:04.18 (6) 2:04.18	4:18.99 (7) 2:14.81	6:36.86 (7) 2:17.87	8:51.01 2:14.15	20.52	+34.16
8	154.45 Wendouree Ballarat Zoe Wright	5	2:06.30 (8) 2:06.30	4:23.20 (8) 2:16.90	6:41.15 (8) 2:17.95	8:54.65 2:13.50	3.64	+37.80

Progress : 1->Semi-Final (Race's 187,188); 2,3,4,5,6,7,8->Repechage (Race's 101-105)


2024 Australian Rowing Championships
Monday, 18 March 2024

Race 15 Under 19 Women's Single Scull							Heat 3	
Place	Crew	Lane	500m	1000m	1500m	2000m	Margins	
1	154.32 Sydney Neve Tierney	6	1:58.00 (1) 1:58.00	4:03.23 (1) 2:05.23	6:12.05 (1) 2:08.82	8:15.38 2:03.33	0.00	+0.00
2	154.01 Adelaide University Victoria Binns	2	1:59.65 (3) 1:59.65	4:06.18 (2) 2:06.53	6:13.71 (2) 2:07.53	8:24.84 2:11.13	9.46	+9.46
3	154.36 UTS Haberfield Freya Bateman	7	1:58.57 (2) 1:58.57	4:07.80 (3) 2:09.23	6:18.30 (3) 2:10.50	8:28.02 2:09.72	3.18	+12.64
4	154.23 Pembroke School Poppy O'Mahony	8	2:01.66 (5) 2:01.66	4:13.29 (4) 2:11.63	6:29.17 (4) 2:15.88	8:45.86 2:16.69	17.84	+30.48
5	154.21 Newcastle Grammar Jemima McKensy	1	2:06.56 (7) 2:06.56	4:21.19 (6) 2:14.63	6:36.78 (5) 2:15.59	8:50.82 2:14.04	4.96	+35.44
6	154.44 WARC Alessia Cirocco	4	2:06.02 (6) 2:06.02	4:22.21 (7) 2:16.19	6:38.51 (6) 2:16.30	8:54.98 2:16.47	4.16	+39.60
7	154.11 Gippsland Grammar Ella Gerrand	5	2:01.07 (4) 2:01.07	4:19.64 (5) 2:18.57	6:40.50 (7) 2:20.86	9:00.93 2:20.43	5.95	+45.55
8	154.16 Hunter Valley Grammar Amelia Dennis	3	2:15.43 (8) 2:15.43	4:38.68 (8) 2:23.25	7:06.35 (8) 2:27.67	9:32.69 2:26.34	31.76	+77.31

Progress : 1->Semi-Final (Race's 187,188); 2,3,4,5,6,7,8->Repechage (Race's 101-105)

Race 16 Under 19 Women's Single Scull							Heat 4	
Place	Crew	Lane	500m	1000m	1500m	2000m	Margins	
1	154.17 Loreto Marryatville Emily Laing	6	1:59.50 (1) 1:59.50	4:08.08 (1) 2:08.58	6:17.87 (1) 2:09.79	8:26.20 2:08.33	0.00	+0.00
2	154.22 Newcastle Grammar Alice Macready	2	2:01.45 (2) 2:01.45	4:10.51 (2) 2:09.06	6:19.72 (2) 2:09.21	8:28.52 2:08.80	2.32	+2.32
3	154.13 Griffith Uni Surfers Paradise Ruby Hodges	8	2:03.49 (3) 2:03.49	4:20.12 (4) 2:16.63	6:37.65 (4) 2:17.53	8:53.96 2:16.31	25.44	+27.76
4	154.02 Brisbane & GPS Elodie Lee	5	2:05.44 (5) 2:05.44	4:19.22 (3) 2:13.78	6:37.27 (3) 2:18.05	8:54.37 2:17.10	0.41	+28.17
5	154.15 Griffith Uni Surfers Paradise Eva Pinkerton	4	2:04.98 (4) 2:04.98	4:21.92 (5) 2:16.94	6:40.56 (5) 2:18.64	8:56.42 2:15.86	2.05	+30.22
6	154.04 Bundaberg Jada Critchlow	3	2:08.60 (6) 2:08.60	4:30.39 (6) 2:21.79	6:54.93 (6) 2:24.54	9:15.89 2:20.96	19.47	+49.69
7	154.27 Rockhampton Fitzroy Layla Struthers	7	2:22.57 (7) 2:22.57	4:56.16 (7) 2:33.59	7:31.53 (7) 2:35.37	10:00.95 2:29.42	45.06	+94.75

Progress : 1->Semi-Final (Race's 187,188); 2,3,4,5,6,7,8->Repechage (Race's 101-105)


Race 17 Under 19 Women's Single Scull							Heat 5	
Place	Crew	Lane	500m	1000m	1500m	2000m	Margins	
1	154.39 University of Queensland Lucy McFarlane	3	2:00.18 (1) 2:00.18	4:03.96 (1) 2:03.78	6:11.47 (1) 2:07.51	8:17.60 2:06.13	0.00	+0.00
2	154.09 Fremantle Sina Metzger	7	2:01.47 (3) 2:01.47	4:08.73 (2) 2:07.26	6:18.14 (2) 2:09.41	8:27.42 2:09.28	9.82	+9.82
3	154.08 Fremantle Juliet Kelly	6	2:01.84 (4) 2:01.84	4:12.86 (3) 2:11.02	6:24.83 (3) 2:11.97	8:35.16 2:10.33	7.74	+17.56
4	154.29 Rockhampton Grammar Asha Stewart	4	2:02.15 (5) 2:02.15	4:14.38 (5) 2:12.23	6:29.02 (5) 2:14.64	8:41.07 2:12.05	5.91	+23.47
5	154.31 Rutherglen Lake LilyRose Hall Krause	8	2:01.00 (2) 2:01.00	4:13.37 (4) 2:12.37	6:28.19 (4) 2:14.82	8:42.39 2:14.20	1.32	+24.79
6	154.06 Corio Bay Beatrix Hearn	5	2:03.89 (6) 2:03.89	4:18.02 (6) 2:14.13	6:36.13 (6) 2:18.11	8:51.71 2:15.58	9.32	+34.11
7	154.41 University of Queensland Pia Hatzipetrou	2	2:04.59 (7) 2:04.59	4:21.43 (7) 2:16.84	6:42.70 (7) 2:21.27	9:04.44 2:21.74	12.73	+46.84

Progress : 1->Semi-Final (Race's 187,188); 2,3,4,5,6,7,8->Repechage (Race's 101-105)


2024 Australian Rowing Championships
Monday, 18 March 2024

Race 18 Under 19 Women's Single Scull							Heat 6	
Place	Crew	Lane	500m	1000m	1500m	2000m	Margins	
1	154.38 University of Queensland Astrid Thomas	5	1:52.43 (1) 1:52.43	3:57.14 (1) 2:04.71	6:04.93 (1) 2:07.79	8:13.02 2:08.09	0.00	+0.00
2	154.10 Friends Alannah Edwards	6	1:57.75 (2) 1:57.75	4:05.60 (2) 2:07.85	6:13.36 (2) 2:07.76	8:20.81 2:07.45	7.79	+7.79
3	154.14 Griffith Uni Surfers Paradise Courtney Davis	3	2:03.41 (4) 2:03.41	4:14.75 (4) 2:11.34	6:26.71 (3) 2:11.96	8:38.38 2:11.67	17.57	+25.36
4	154.35 Trinity Lutheran College Isabel Clifford	2	2:01.51 (3) 2:01.51	4:13.20 (3) 2:11.69	6:30.09 (4) 2:16.89	8:42.30 2:12.21	3.92	+29.28
5	154.20 Nepean Olivia Harris	7	2:04.00 (6) 2:04.00	4:16.17 (5) 2:12.17	6:30.34 (5) 2:14.17	8:45.34 2:15.00	3.04	+32.32
6	154.30 Rockhampton Grammar Caroline Sparks	8	2:03.89 (5) 2:03.89	4:19.05 (6) 2:15.16	6:37.92 (6) 2:18.87	8:58.17 2:20.25	12.83	+45.15
7	154.26 Rockhampton Fitzroy Calli McRae	4	2:05.50 (7) 2:05.50	4:24.90 (7) 2:19.40	6:47.18 (7) 2:22.28	9:06.30 2:19.12	8.13	+53.28
Progress : 1->Semi-Final (Race's 187,188); 2,3,4,5,6,7,8->Repechage (Race's 101-105)								

Race 19 Under 19 Men's Single Scull							Heat 1			
Place	Crew	Lane	500m	1000m	1500m	2000m	Margins			
1	161.19 Griffith Uni Surfers Paradise Luca Free	2	1:46.81 (2) 1:46.81	3:37.45 (1) 1:50.64	5:32.24 (1) 1:54.79	7:27.20 1:54.96	0.00	+0.00		
2	161.04 Adelaide University Alexander Williams	7	1:48.10 (3) 1:48.10	3:40.31 (2) 1:52.21	5:36.39 (2) 1:56.08	7:33.28 1:56.89	6.08	+6.08		
3	161.03 Adelaide High Finn Redman	4	1:51.87 (6) 1:51.87	3:45.73 (5) 1:53.86	5:40.57 (3) 1:54.84	7:35.20 1:54.63	1.92	+8.00		
4	161.16 Fremantle Liam. M. Davis	5	1:46.77 (1) 1:46.77	3:42.29 (3) 1:55.52	5:41.36 (4) 1:59.07	7:40.08 1:58.72	4.88	+12.88		
5	161.41 St Ignatius Ambrose Hennessy	1	1:49.29 (4) 1:49.29	3:44.78 (4) 1:55.49	5:44.68 (5) 1:59.90	7:45.04 2:00.36	4.96	+17.84		
6	161.40 Scotch Oakburn Ollie Dowling	9	1:51.97 (7) 1:51.97	3:50.28 (6) 1:58.31	5:55.19 (6) 2:04.91	7:59.32 2:04.13	14.28	+32.12		
7	161.20 Griffith Uni Surfers Paradise Matthew Leskiw	8	1:52.36 (8) 1:52.36	3:51.99 (7) 1:59.63	5:58.78 (8) 2:06.79	8:01.65 2:02.87	2.33	+34.45		
8	161.11 Canberra Campbell Milne	3	1:49.53 (5) 1:49.53	3:53.35 (8) 2:03.82	5:58.28 (7) 2:04.93	8:09.20 2:10.92	7.55	+42.00		
	161.13 Cathedral Townsville Henry Chin	6	SCRATCHED							
Progress : 1->Semi-Final (Race's 189,190); 2,3,4,5,6,7,8,9->Repechage (Race's 106-111)										



2024 Australian Rowing Championships


Monday, 18 March 2024

Race 20 Under 19 Men's Single Scull							Heat 2	
Place	Crew	Lane	500m	1000m	1500m	2000m	Margins	
1	161.52 UTS Haberfield Kalen Routley	7	1:49.92 (2) 1:49.92	3:43.92 (1) 1:54.00	5:38.70 (1) 1:54.78	7:32.62 1:53.92	0.00	+0.00
2	161.45 Tasmania University Oliver Shearing	3	1:48.75 (1) 1:48.75	3:44.42 (2) 1:55.67	5:40.29 (2) 1:55.87	7:33.22 1:52.93	0.60	+0.60
3	161.44 Tamar Ned Neville-Clark	8	1:51.16 (3) 1:51.16	3:49.19 (3) 1:58.03	5:49.19 (3) 2:00.00	7:49.00 1:59.81	15.78	+16.38
4	161.31 Pembroke School Alex Lee	9	1:51.82 (5) 1:51.82	3:53.00 (6) 2:01.18	5:56.21 (6) 2:03.21	7:54.84 1:58.63	5.84	+22.22
5	161.34 Radford College Rohan White	6	1:51.77 (4) 1:51.77	3:51.54 (5) 1:59.77	5:54.61 (4) 2:03.07	7:57.48 2:02.87	2.64	+24.86
6	161.09 Brisbane State High Eoghan Johnson	1	1:57.13 (9) 1:57.13	3:57.93 (9) 2:00.80	6:05.00 (8) 2:07.07	8:00.45 1:55.45	2.97	+27.83
7	161.05 Ballarat Grammar Benjamin Meakin	4	1:52.22 (6) 1:52.22	3:50.22 (4) 1:58.00	5:55.06 (5) 2:04.84	8:00.94 2:05.88	0.49	+28.32
8	161.46 The Southport School John Oneto	5	1:54.04 (8) 1:54.04	3:56.95 (8) 2:02.91	5:58.15 (7) 2:01.20	8:09.52 2:11.37	8.58	+36.90
9	161.43 Sydney University Remy Cameron	2	1:54.03 (7) 1:54.03	3:54.76 (7) 2:00.73	6:08.26 (9) 2:13.50	8:22.70 2:14.44	13.18	+50.08

Progress : 1->Semi-Final (Race's 189,190); 2,3,4,5,6,7,8,9->Repechage (Race's 106-111)

Race 21 Under 19 Men's Single Scull							Heat 3			
Place	Crew	Lane	500m	1000m	1500m	2000m	Margins			
1	161.35 Radford College Connor Malouf	6	1:47.75 (1) 1:47.75	3:43.99 (1) 1:56.24	5:42.40 (1) 1:58.41	7:38.11 1:55.71	0.00	+0.00		
2	161.33 Radford College Angus Scott	9	1:50.06 (4) 1:50.06	3:46.97 (2) 1:56.91	5:46.57 (2) 1:59.60	7:42.83 1:56.26	4.72	+4.72		
3	161.48 The Southport School Matthew Coleman	2	1:49.88 (3) 1:49.88	3:49.18 (4) 1:59.30	5:49.14 (3) 1:59.96	7:46.82 1:57.68	3.99	+8.71		
4	161.32 Radford College Joshua Miller	3	1:52.91 (6) 1:52.91	3:50.99 (5) 1:58.08	5:52.84 (5) 2:01.85	7:49.39 1:56.55	2.57	+11.28		
5	161.29 Norwood International High Nickolas Haloulos	4	1:48.72 (2) 1:48.72	3:47.95 (3) 1:59.23	5:50.15 (4) 2:02.20	7:54.14 2:03.99	4.75	+16.03		
6	161.30 Oxenford Kaidan Hatchett	5	1:52.91 (5) 1:52.91	3:59.05 (6) 2:06.14	6:12.37 (6) 2:13.32	8:21.75 2:09.38	27.61	+43.64		
7	161.37 Rockhampton Fitzroy Finn Parr	1	1:57.90 (7) 1:57.90	4:05.77 (7) 2:07.87	6:16.17 (7) 2:10.40	8:24.44 2:08.27	2.69	+46.33		
8	161.36 Rockhampton Fitzroy Jye Ohl	8	2:00.56 (8) 2:00.56	4:09.54 (8) 2:08.98	6:22.23 (8) 2:12.69	8:28.84 2:06.61	4.40	+50.73		
	161.26 Mosman Dion Hansson	7	SCRATCHED							

Progress : 1->Semi-Final (Race's 189,190); 2,3,4,5,6,7,8,9->Repechage (Race's 106-111)



2024 Australian Rowing Championships

Monday, 18 March 2024

Race 22 Under 19 Men's Single Scull							Heat 4			
Place	Crew	Lane	500m	1000m	1500m	2000m	Margins			
1	161.23 Kings William Rogers	8	1:43.20 (1) 1:43.20	3:33.39 (1) 1:50.19	5:27.56 (1) 1:54.17	7:29.92 2:02.36	0.00	+0.00		
2	161.27 Mosman Oscar Scheel Gamborg	6	1:43.41 (2) 1:43.41	3:35.93 (2) 1:52.52	5:36.98 (2) 2:01.05	7:35.58 1:58.60	5.66	+5.66		
3	161.08 Brisbane Boys Conrad Scott	4	1:45.83 (3) 1:45.83	3:39.41 (3) 1:53.58	5:39.46 (3) 2:00.05	7:36.70 1:57.24	1.12	+6.78		
4	161.55 Wendouree Ballarat Angus Murfett	3	1:50.95 (4) 1:50.95	3:49.61 (4) 1:58.66	5:47.34 (4) 1:57.73	7:44.03 1:56.69	7.33	+14.11		
5	161.54 WARC Sam Clode	5	1:53.45 (6) 1:53.45	3:52.75 (6) 1:59.30	5:53.58 (5) 2:00.83	7:56.08 2:02.50	12.05	+26.16		
6	161.17 Fremantle Kit Mueller	1	1:53.00 (5) 1:53.00	3:52.41 (5) 1:59.41	5:55.68 (6) 2:03.27	8:00.17 2:04.49	4.09	+30.25		
7	161.07 Barwon Elliott Renton-Gibb	9	1:54.82 (7) 1:54.82	3:57.01 (7) 2:02.19	6:01.94 (7) 2:04.93	8:03.79 2:01.85	3.62	+33.87		
8	161.50 The Southport School Hunter Douglas	7	2:07.37 (8) 2:07.37	4:22.43 (8) 2:15.06	6:41.09 (8) 2:18.66	8:57.17 2:16.08	53.38	+87.25		
	161.14 Cathedral Townsville Charlie Patrick	2	SCRATCHED							

Progress : 1->Semi-Final (Race's 189,190); 2,3,4,5,6,7,8,9->Repechage (Race's 106-111)

Race 23 Under 19 Men's Single Scull							Heat 5	
Place	Crew	Lane	500m	1000m	1500m	2000m	Margins	
1	161.06 Ballarat Grammar Lachie Heath	6	1:49.81 (2) 1:49.81	3:42.09 (1) 1:52.28	5:34.73 (1) 1:52.64	7:34.14 1:59.41	0.00	+0.00
2	161.15 Essendon Rhys Davey	9	1:46.70 (1) 1:46.70	3:43.48 (2) 1:56.78	5:47.66 (2) 2:04.18	7:52.50 2:04.84	18.36	+18.36
3	161.10 Bundaberg Logan Caville	1	1:50.10 (3) 1:50.10	3:49.94 (3) 1:59.84	5:55.36 (3) 2:05.42	7:57.68 2:02.32	5.18	+23.54
4	161.25 Melbourne University Leuwin Harridge	2	1:54.58 (7) 1:54.58	3:55.19 (6) 2:00.61	5:58.72 (4) 2:03.53	7:59.28 2:00.56	1.60	+25.14
5	161.42 Swan River William Joseph Moharich	7	1:59.76 (9) 1:59.76	3:59.57 (9) 1:59.81	6:03.24 (8) 2:03.67	8:00.22 1:56.98	0.94	+26.08
6	161.28 North Esk Jack Clark	5	1:52.75 (5) 1:52.75	3:56.79 (7) 2:04.04	6:00.42 (6) 2:03.63	8:01.08 2:00.66	0.86	+26.94
7	161.39 Rockhampton Fitzroy Harry Brandt	4	1:53.08 (6) 1:53.08	3:53.69 (5) 2:00.61	5:59.79 (5) 2:06.10	8:03.69 2:03.90	2.61	+29.55
8	161.53 WARC Javier Chadinha	3	1:57.02 (8) 1:57.02	3:58.12 (8) 2:01.10	6:01.99 (7) 2:03.87	8:04.17 2:02.18	0.48	+30.03
9	161.12 Canberra-ACT Ben Haywood	8	1:52.62 (4) 1:52.62	3:52.22 (4) 1:59.60	6:04.86 (9) 2:12.64	8:11.07 2:06.21	6.90	+36.93

Progress : 1->Semi-Final (Race's 189,190); 2,3,4,5,6,7,8,9->Repechage (Race's 106-111)



2024 Australian Rowing Championships

Monday, 18 March 2024

Race 24 Under 19 Men's Single Scull							Heat 6			
Place	Crew	Lane	500m	1000m	1500m	2000m	Margins			
1	161.18 Fremantle Remy Payne	5	1:50.81 (2) 1:50.81	3:41.53 (2) 1:50.72	5:35.77 (1) 1:54.24	7:28.81 1:53.04	0.00	+0.00		
2	161.51 UTS Haberfield Oscar St Pierre	6	1:46.03 (1) 1:46.03	3:40.36 (1) 1:54.33	5:36.34 (2) 1:55.98	7:32.65 1:56.31	3.84	+3.84		
3	161.02 Adelaide Cooper Hoskin	3	1:53.91 (5) 1:53.91	3:50.70 (4) 1:56.79	5:48.72 (3) 1:58.02	7:41.80 1:53.08	9.15	+12.99		
4	161.01 Adelaide Igor Zarubin	7	1:56.00 (7) 1:56.00	3:54.26 (6) 1:58.26	5:54.82 (5) 2:00.56	7:48.85 1:54.03	7.05	+20.04		
5	161.21 Hunter Valley Grammar Luke Purdie	8	1:51.67 (3) 1:51.67	3:49.16 (3) 1:57.49	5:51.16 (4) 2:02.00	7:51.71 2:00.55	2.86	+22.90		
6	161.24 Launceston Grammar Archie Burke	2	1:52.15 (4) 1:52.15	3:53.85 (5) 2:01.70	6:00.84 (6) 2:06.99	8:01.88 2:01.04	10.17	+33.07		
7	161.47 The Southport School Samuel Butler	1	1:57.40 (8) 1:57.40	3:59.26 (8) 2:01.86	6:03.39 (7) 2:04.13	8:02.84 1:59.45	0.96	+34.03		
8	161.38 Rockhampton Fitzroy Nicholas Thompson	4	1:55.98 (6) 1:55.98	3:57.74 (7) 2:01.76	6:05.26 (8) 2:07.52	8:08.24 2:02.98	5.40	+39.43		
	161.22 Ignatius Park Thomas Bartels	9	SCRATCHED							

Progress : 1->Semi-Final (Race's 189,190); 2,3,4,5,6,7,8,9->Repechage (Race's 106-111)

Race 25 Under 19 Women's Coxless Pair							Heat 1	
Place	Crew	Lane	500m	1000m	1500m	2000m	Margins	
1	157.08 Swan River Greta Spencer, Lyla Fievez	7	1:53.47 (2) 1:53.47	3:51.89 (1) 1:58.42	5:53.30 (1) 2:01.41	7:54.69 2:01.39	0.00	+0.00
2	157.18 Wilderness School Imogen Hawker, Gia Rinaldi	2	1:52.77 (1) 1:52.77	3:54.33 (2) 2:01.56	5:58.41 (2) 2:04.08	8:00.22 2:01.81	5.53	+5.53
3	157.13 Townsville JCU Lily Bragg, Sarah Bourke	5	1:55.07 (3) 1:55.07	3:57.59 (3) 2:02.52	6:04.69 (3) 2:07.10	8:09.27 2:04.58	9.05	+14.58
4	157.04 Friends Esther Falloon, Sophie Neal	3	1:58.54 (6) 1:58.54	4:03.17 (6) 2:04.63	6:08.29 (4) 2:05.12	8:10.62 2:02.33	1.35	+15.93
5	157.03 Commercial Indiana Jenkinson, Rose Rix	6	1:55.98 (4) 1:55.98	4:01.23 (4) 2:05.25	6:09.38 (5) 2:08.15	8:15.54 2:06.16	4.92	+20.85
6	157.09 Sydney Olivia Kelly, Sarah Bebbington	4	1:57.55 (5) 1:57.55	4:02.88 (5) 2:05.33	6:15.46 (6) 2:12.58	8:28.91 2:13.45	13.37	+34.22

Progress : 1,2,3,4->Semi-Final (Race's 191,192); 5,6,7->Repechage (Race 112)

Race 26 Under 19 Women's Coxless Pair							Heat 2	
Place	Crew	Lane	500m	1000m	1500m	2000m	Margins	
1	157.17 Unley High Tamara Bates, Eleanor Nettlefold	2	1:55.76 (2) 1:55.76	3:55.29 (1) 1:59.53	5:58.24 (1) 2:02.95	8:00.76 2:02.52	0.00	+0.00
2	157.11 Tasmania University Maddie Higgins, Matilda Cocker	4	1:54.98 (1) 1:54.98	3:56.03 (2) 2:01.05	6:00.57 (2) 2:04.54	8:04.99 2:04.42	4.23	+4.23
3	157.14 University of Queensland Nell Murphy, Ava Mulholland	3	1:56.62 (3) 1:56.62	3:59.65 (3) 2:03.03	6:05.25 (3) 2:05.60	8:09.33 2:04.08	4.34	+8.57
4	157.15 University of Queensland Felicity Bishop, Sophie Crane	5	1:56.95 (4) 1:56.95	4:04.23 (4) 2:07.28	6:14.45 (4) 2:10.22	8:25.58 2:11.13	16.25	+24.82
5	157.16 University of Queensland Astrid Coates*, Charlotte Zentveld	7	2:01.00 (5) 2:01.00	4:09.77 (5) 2:08.77	6:21.71 (5) 2:11.94	8:33.90 2:12.19	8.32	+33.14
6	157.07 Nagambie/Mercantile Cate McNeil, Clodagh McCarthy	6	2:05.04 (6) 2:05.04	4:13.98 (6) 2:08.94	6:24.84 (6) 2:10.86	8:35.44 2:10.60	1.54	+34.68


Progress : 1,2,3,4->Semi-Final (Race's 191,192); 5,6,7->Repechage (Race 112) *substitute


2024 Australian Rowing Championships
Monday, 18 March 2024

Race 27 Under 19 Women's Coxless Pair							Heat 3	
Place	Crew	Lane	500m	1000m	1500m	2000m	Margins	
1	157.10 Sydney University Jessica Colbran, Imogen Grey	4	1:50.81 (1) 1:50.81	3:49.64 (1) 1:58.83	5:54.56 (1) 2:04.92	8:03.10 2:08.54	0.00	+0.00
2	157.02 Brisbane & GPS Eva Hosking, Gabrielle Ryan	5	1:55.68 (2) 1:55.68	4:00.88 (2) 2:05.20	6:09.32 (2) 2:08.44	8:18.66 2:09.34	15.56	+15.56
3	157.12 Toowong/Brisbane & GPS Danielle Watt, Robyn Matthews	3	1:57.96 (4) 1:57.96	4:05.46 (3) 2:07.50	6:15.03 (3) 2:09.57	8:22.77 2:07.74	4.11	+19.67
4	157.05 Loreto Marryatville/Wildernes... Marjorie Tucker, Fearn Rosenbauer	7	1:57.52 (3) 1:57.52	4:05.90 (4) 2:08.38	6:15.28 (4) 2:09.38	8:23.00 2:07.72	0.23	+19.90
5	157.06 Melbourne University Zara Peele, Zoe Hall	6	2:03.71 (6) 2:03.71	4:12.39 (6) 2:08.68	6:23.00 (5) 2:10.61	8:32.29 2:09.29	9.29	+29.19
6	157.01 Brisbane & GPS Poppy Yarski, Abby Collins	2	2:03.23 (5) 2:03.23	4:12.13 (5) 2:08.90	6:28.60 (6) 2:16.47	8:43.24 2:14.64	10.95	+40.14
Progress : 1,2,3,4->Semi-Final (Race's 191,192); 5,6,7->Repechage (Race 112)								

Race 28 Under 19 Men's Coxless Pair							Heat 1			
Place	Crew	Lane	500m	1000m	1500m	2000m	Margins			
1	164.09 St Augustines Jason Cao, William Pender	3	1:40.25 (1) 1:40.25	3:32.13 (1) 1:51.88	5:24.17 (1) 1:52.04	7:14.92 1:50.75	0.00	+0.00		
2	164.04 Friends Louis Underwood, Noah Haas	8	1:44.40 (2) 1:44.40	3:33.67 (2) 1:49.27	5:26.30 (2) 1:52.63	7:17.08 1:50.78	2.16	+2.16		
3	164.14 Wendouree Ballarat Joachim Henderson, Max Mason	5	1:46.36 (3) 1:46.36	3:37.74 (3) 1:51.38	5:29.82 (3) 1:52.08	7:21.97 1:52.15	4.89	+7.05		
4	164.03 Friends Jack Connah, Hamish Clyne	7	1:49.46 (6) 1:49.46	3:43.59 (5) 1:54.13	5:35.68 (4) 1:52.09	7:26.88 1:51.20	4.91	+11.96		
5	164.08 Pembroke School Tom O'Mahony, Tom Archer	1	1:48.32 (4) 1:48.32	3:42.67 (4) 1:54.35	5:40.32 (5) 1:57.65	7:37.70 1:57.38	10.82	+22.78		
6	164.15 Wendouree Ballarat Oscar Farrington, Harrison Grant	6	1:51.60 (7) 1:51.60	3:47.22 (6) 1:55.62	5:43.43 (6) 1:56.21	7:40.75 1:57.32	3.05	+25.83		
7	164.05 Ignatius Park/Cathedral Towns... Henry Chin, Thomas Bartels*	4	1:49.06 (5) 1:49.06	3:47.57 (7) 1:58.51	5:48.05 (7) 2:00.48	7:49.39 2:01.34	8.64	+34.47		
	164.07 Nudgee Hugh Jackson, Will Dawson	2	SCRATCHED							
Progress : 1,2->A Final (Race 257); 3,4,5,6,7,8->Repechage (Race's 113-114)								*substitute		

Race 29 Under 19 Men's Coxless Pair							Heat 2	
Place	Crew	Lane	500m	1000m	1500m	2000m	Margins	
1	164.12 University of Queensland Thomas Stevens, Samuel Forbes	8	1:42.72 (1) 1:42.72	3:31.22 (1) 1:48.50	5:22.56 (1) 1:51.34	7:14.55 1:51.99	0.00	+0.00
2	164.06 Launceston Grammar Oliver Quinn, George Beacham	4	1:45.11 (3) 1:45.11	3:34.02 (3) 1:48.91	5:25.84 (2) 1:51.82	7:15.31 1:49.47	0.76	+0.76
3	164.02 Brisbane State High Ruben Brosnan, Jason McKenzie	5	1:44.14 (2) 1:44.14	3:33.63 (2) 1:49.49	5:26.53 (3) 1:52.90	7:22.41 1:55.88	7.10	+7.86
4	164.11 St Peter's College George Griffith, Hugh Hazell	7	1:48.47 (5) 1:48.47	3:41.51 (4) 1:53.04	5:35.37 (4) 1:53.86	7:30.74 1:55.37	8.33	+16.19
5	164.01 Brisbane Boys Parker Pohio, Joshua Deal	6	1:47.19 (4) 1:47.19	3:42.02 (5) 1:54.83	5:41.29 (5) 1:59.27	7:40.89 1:59.60	10.15	+26.34
6	164.13 WARC Thomas Byass, Kieran Reading	2	1:53.07 (6) 1:53.07	3:48.72 (6) 1:55.65	5:46.73 (6) 1:58.01	7:46.68 1:59.95	5.79	+32.13
7	164.10 St Peter's College Vincent Barone, Laurence Anderson	3	1:56.40 (7) 1:56.40	3:53.18 (7) 1:56.78	5:52.76 (7) 1:59.58	7:51.23 1:58.47	4.55	+36.68
Progress : 1,2->A Final (Race 257); 3,4,5,6,7,8->Repechage (Race's 113-114)								



2024 Australian Rowing Championships

Monday, 18 March 2024

Race 30 Under 21 Women's Single Scull							Heat 1	
Place	Crew	Lane	500m	1000m	1500m	2000m	Margins	
1	142.18 Sydney University Zoe Bond	1	1:57.03 (1) 1:57.03	4:00.26 (1) 2:03.23	6:11.20 (1) 2:10.94	8:19.28 2:08.08	0.00	+0.00
2	142.13 Mersey Olivia Yeates	2	1:57.15 (2) 1:57.15	4:02.59 (2) 2:05.44	6:12.36 (2) 2:09.77	8:20.60 2:08.24	1.32	+1.32
3	142.06 Commercial Sarah Scobie	4	2:02.98 (3) 2:02.98	4:11.06 (3) 2:08.08	6:23.82 (3) 2:12.76	8:37.84 2:14.02	17.24	+18.56
4	142.09 Mercantile Mia Harrison	8	2:03.26 (4) 2:03.26	4:15.02 (5) 2:11.76	6:28.99 (4) 2:13.97	8:38.87 2:09.88	1.03	+19.59
5	142.08 Griffith Uni Surfers Paradise Jemma Jansen van Vuuren	3	2:03.79 (5) 2:03.79	4:12.97 (4) 2:09.18	6:30.09 (5) 2:17.12	8:44.41 2:14.32	5.54	+25.13
6	142.01 ANU-ACT Brooklyn Leslie	6	2:09.56 (6) 2:09.56	4:25.21 (6) 2:15.65	6:43.62 (6) 2:18.41	9:02.00 2:18.38	17.59	+42.72
7	142.14 Swan River Stephanie Potma	7	2:10.21 (7) 2:10.21	4:27.17 (7) 2:16.96	6:48.18 (7) 2:21.01	9:09.90 2:21.72	7.90	+50.62
8	142.02 Adelaide Tamika Coveney	5	2:12.81 (8) 2:12.81	4:33.84 (8) 2:21.03	6:59.15 (8) 2:25.31	9:25.48 2:26.33	15.58	+66.20

Progress : 1,2,3,4->Semi-Final (Race's 193,194); 5,6,7,8->Repechage (Race's 115-116)

Race 31 Under 21 Women's Single Scull							Heat 2	
Place	Crew	Lane	500m	1000m	1500m	2000m	Margins	
1	142.04 Centenary-QAS Sophie Malcolm	7	1:57.90 (2) 1:57.90	4:00.98 (1) 2:03.08	6:09.36 (1) 2:08.38	8:19.34 2:09.98	0.00	+0.00
2	142.12 Mersey Ella Spaulding	1	1:56.14 (1) 1:56.14	4:03.43 (2) 2:07.29	6:15.41 (2) 2:11.98	8:27.21 2:11.80	7.87	+7.87
3	142.23 WARC Sinead Reading	4	1:59.94 (3) 1:59.94	4:05.02 (3) 2:05.08	6:17.63 (3) 2:12.61	8:29.83 2:12.20	2.62	+10.49
4	142.19 Sydney University Charlotte Hartin	3	2:02.53 (4) 2:02.53	4:09.75 (4) 2:07.22	6:21.32 (4) 2:11.57	8:35.20 2:13.88	5.37	+15.86
5	142.03 Adelaide University Caroline McNally	6	2:05.35 (5) 2:05.35	4:17.19 (6) 2:11.84	6:31.11 (6) 2:13.92	8:40.56 2:09.45	5.36	+21.22
6	142.22 University of WA Kayla Kalweit	5	2:07.60 (8) 2:07.60	4:16.90 (5) 2:09.30	6:27.37 (5) 2:10.47	8:44.19 2:16.82	3.63	+24.85
7	142.05 Commercial Paris Reid	8	2:06.72 (7) 2:06.72	4:20.85 (7) 2:14.13	6:36.04 (7) 2:15.19	8:52.96 2:16.92	8.77	+33.62
8	142.07 Corio Bay Leija Murphy	2	2:05.95 (6) 2:05.95	4:21.06 (8) 2:15.11	6:41.51 (8) 2:20.45	8:58.73 2:17.22	5.77	+39.39

Progress : 1,2,3,4->Semi-Final (Race's 193,194); 5,6,7,8->Repechage (Race's 115-116)


2024 Australian Rowing Championships
Monday, 18 March 2024

Race 32 Under 21 Women's Single Scull							Heat 3		
Place	Crew	Lane	500m	1000m	1500m	2000m	Margins		
1	142.24 Yarra Yarra Zara Kfoury	5	1:55.78 (1) 1:55.78	3:58.92 (1) 2:03.14	6:08.21 (1) 2:09.29	8:17.93 2:09.72	0.00	+0.00	
2	142.11 Mercantile Jess Hawker	2	2:03.09 (4) 2:03.09	4:09.79 (3) 2:06.70	6:17.88 (3) 2:08.09	8:22.35 2:04.47	4.42	+4.42	
3	142.15 Sydney Maddison Joines	4	1:59.70 (2) 1:59.70	4:06.01 (2) 2:06.31	6:16.77 (2) 2:10.76	8:28.79 2:12.02	6.44	+10.86	
4	142.21 Toowong Georgia Campbell	7	2:02.23 (3) 2:02.23	4:10.13 (4) 2:07.90	6:23.93 (4) 2:13.80	8:40.98 2:17.05	12.19	+23.05	
5	142.10 Mercantile Zoe Korr	3	2:06.25 (5) 2:06.25	4:17.72 (5) 2:11.47	6:32.89 (5) 2:15.17	8:45.17 2:12.28	4.19	+27.24	
6	142.20 Sydney University Sara Ortolani	6	2:07.06 (6) 2:07.06	4:19.55 (6) 2:12.49	6:34.77 (6) 2:15.22	8:48.63 2:13.86	3.46	+30.70	
	142.17 Sydney Liesel Page	8	SCRATCHED						
Progress : 1,2,3,4->Semi-Final (Race's 193,194); 5,6,7,8->Repechage (Race's 115-116)									

Race 33 Under 21 Men's Single Scull							Heat 1		
Place	Crew	Lane	500m	1000m	1500m	2000m	Margins		
1	147.25 Sydney Macarthur Bucknell	4	1:47.80 (2) 1:47.80	3:39.48 (1) 1:51.68	5:29.71 (1) 1:50.23	7:23.30 1:53.59	0.00	+0.00	
2	147.38 WARC Charlie Stevenson	2	1:49.21 (3) 1:49.21	3:41.74 (3) 1:52.53	5:35.16 (3) 1:53.42	7:26.86 1:51.70	3.56	+3.56	
3	147.10 Canberra-ACT Jesse Rosin	7	1:49.60 (4) 1:49.60	3:42.52 (4) 1:52.92	5:34.67 (2) 1:52.15	7:28.52 1:53.85	1.66	+5.22	
4	147.23 Swan River Harry Salfinger	8	1:50.76 (6) 1:50.76	3:44.10 (5) 1:53.34	5:39.62 (4) 1:55.52	7:38.13 1:58.51	9.61	+14.83	
5	147.13 Griffith Uni Surfers Paradise Charles Clarke	5	1:46.15 (1) 1:46.15	3:40.43 (2) 1:54.28	5:45.57 (5) 2:05.14	7:51.21 2:05.64	13.08	+27.91	
6	147.06 Adelaide University Henry Belcher	3	1:50.03 (5) 1:50.03	3:48.38 (6) 1:58.35	5:53.47 (6) 2:05.09	7:54.35 2:00.88	3.14	+31.05	
	147.21 Mercantile Benjamin van den Berg	6	SCRATCHED						
Progress : 1->Semi-Final (Race's 195,196); 2,3,4,5,6,7,8->Repechage (Race's 117-121)									

Race 34 Under 21 Men's Single Scull							Heat 2		
Place	Crew	Lane	500m	1000m	1500m	2000m	Margins		
1	147.33 UTS Haberfield Oscar Beregi	5	1:45.14 (2) 1:45.14	3:34.69 (2) 1:49.55	5:27.42 (1) 1:52.73	7:24.74 1:57.32	0.00	+0.00	
2	147.34 UTS Haberfield Jack Power	2	1:47.69 (4) 1:47.69	3:39.85 (3) 1:52.16	5:39.43 (3) 1:59.58	7:42.45 2:03.02	17.71	+17.71	
3	147.24 Sydney Nicholas Whalan	3	1:44.58 (1) 1:44.58	3:33.53 (1) 1:48.95	5:38.26 (2) 2:04.73	7:50.34 2:12.08	7.89	+25.60	
4	147.19 Mercantile Sam Chin	8	1:52.65 (6) 1:52.65	3:50.18 (6) 1:57.53	5:49.26 (4) 1:59.08	7:52.12 2:02.86	1.78	+27.38	
5	147.15 Hawthorn William Hexter	6	1:46.76 (3) 1:46.76	3:48.05 (4) 2:01.29	5:51.41 (5) 2:03.36	7:53.31 2:01.90	1.19	+28.57	
6	147.03 Adelaide University Edward Chipperfield	7	1:50.16 (5) 1:50.16	3:49.10 (5) 1:58.94	5:55.70 (6) 2:06.60	8:01.56 2:05.86	8.25	+36.82	
	147.18 Melbourne University Lachlan Idle	4	SCRATCHED						
Progress : 1->Semi-Final (Race's 195,196); 2,3,4,5,6,7,8->Repechage (Race's 117-121)									


2024 Australian Rowing Championships
Monday, 18 March 2024

Race 35 Under 21 Men's Single Scull							Heat 3	
Place	Crew	Lane	500m	1000m	1500m	2000m	Margins	
1	147.14 Hawthorn Max Currie	8	1:45.41 (1) 1:45.41	3:39.45 (1) 1:54.04	5:35.47 (1) 1:56.02	7:24.72 1:49.25	0.00	+0.00
2	147.22 Scotch Oakburn Cameron Parker	5	1:47.22 (3) 1:47.22	3:41.47 (3) 1:54.25	5:36.72 (2) 1:55.25	7:26.07 1:49.35	1.35	+1.35
3	147.12 Fremantle Jacob Cassey	4	1:47.63 (4) 1:47.63	3:40.19 (2) 1:52.56	5:39.78 (3) 1:59.59	7:42.31 2:02.53	16.24	+17.59
4	147.08 Adelaide University Arthur Drayton	6	1:48.61 (5) 1:48.61	3:45.80 (4) 1:57.19	5:47.22 (4) 2:01.42	7:46.22 1:59.00	3.91	+21.50
5	147.07 Adelaide University James Williams	7	1:48.92 (6) 1:48.92	3:47.55 (6) 1:58.63	5:50.43 (5) 2:02.88	7:51.16 2:00.73	4.94	+26.44
6	147.29 Sydney University William Wulff	3	1:46.24 (2) 1:46.24	3:46.30 (5) 2:00.06	5:54.68 (6) 2:08.38	8:01.48 2:06.80	10.32	+36.76
7	147.31 Toowong Johahn Tan	2	1:53.43 (7) 1:53.43	3:58.59 (7) 2:05.16	6:09.84 (7) 2:11.25	8:17.96 2:08.12	16.48	+53.24
Progress : 1->Semi-Final (Race's 195,196); 2,3,4,5,6,7,8->Repechage (Race's 117-121)								

Race 36 Under 21 Men's Single Scull							Heat 4	
Place	Crew	Lane	500m	1000m	1500m	2000m	Margins	
1	147.01 Adelaide Adam Holland	3	1:44.85 (1) 1:44.85	3:36.07 (1) 1:51.22	5:30.54 (1) 1:54.47	7:21.21 1:50.67	0.00	+0.00
2	147.05 Adelaide University Jude Schirmer	7	1:47.53 (3) 1:47.53	3:39.60 (2) 1:52.07	5:34.56 (2) 1:54.96	7:32.70 1:58.14	11.49	+11.49
3	147.28 Sydney University Hayden Mounter	6	1:47.44 (2) 1:47.44	3:41.19 (3) 1:53.75	5:41.02 (3) 1:59.83	7:39.34 1:58.32	6.64	+18.13
4	147.32 UTS Haberfield Harry Birchmore	5	1:50.55 (5) 1:50.55	3:46.90 (4) 1:56.35	5:48.64 (4) 2:01.74	7:49.65 2:01.01	10.31	+28.44
5	147.27 Sydney University James Scott Brown	4	1:50.19 (4) 1:50.19	3:48.33 (5) 1:58.14	5:50.01 (5) 2:01.68	7:51.90 2:01.89	2.25	+30.69
6	147.17 Launceston Grammar Augustin Sullivan-Arkless	2	1:54.72 (6) 1:54.72	3:55.46 (6) 2:00.74	5:57.56 (6) 2:02.10	7:54.11 1:56.55	2.21	+32.90
Progress : 1->Semi-Final (Race's 195,196); 2,3,4,5,6,7,8->Repechage (Race's 117-121)								

Race 37 Under 21 Men's Single Scull							Heat 5	
Place	Crew	Lane	500m	1000m	1500m	2000m	Margins	
1	147.37 University of Queensland Patrick Murphy	6	1:44.28 (1) 1:44.28	3:36.55 (1) 1:52.27	5:31.31 (1) 1:54.76	7:28.68 1:57.37	0.00	+0.00
2	147.04 Adelaide University Jasper Boyce	4	1:46.31 (2) 1:46.31	3:40.46 (2) 1:54.15	5:36.86 (2) 1:56.40	7:33.07 1:56.21	4.39	+4.39
3	147.02 Adelaide University Hugo Wurm	7	1:47.86 (3) 1:47.86	3:43.71 (3) 1:55.85	5:41.02 (3) 1:57.31	7:38.73 1:57.71	5.66	+10.05
4	147.20 Mercantile Archie Critchell	3	1:50.25 (5) 1:50.25	3:46.36 (4) 1:56.11	5:43.85 (4) 1:57.49	7:43.91 2:00.06	5.18	+15.23
5	147.35 University of Queensland Lennox Tune	5	1:49.97 (4) 1:49.97	3:46.65 (5) 1:56.68	5:50.94 (5) 2:04.29	7:56.48 2:05.54	12.57	+27.80
6	147.09 Adelaide University Beacher Ross	2	1:54.33 (6) 1:54.33	3:57.73 (6) 2:03.40	6:04.46 (6) 2:06.73	8:07.06 2:02.60	10.58	+38.38
Progress : 1->Semi-Final (Race's 195,196); 2,3,4,5,6,7,8->Repechage (Race's 117-121)								


2024 Australian Rowing Championships
Monday, 18 March 2024

Race 38 Under 21 Men's Single Scull							Heat 6	
Place	Crew	Lane	500m	1000m	1500m	2000m	Margins	
1	147.16 Kand-QAS Chad Willett	7	1:42.50 (1) 1:42.50	3:31.21 (1) 1:48.71	5:21.44 (1) 1:50.23	7:10.45 1:49.01	0.00	+0.00
2	147.36 University of Queensland Andrew Weightman	6	1:43.42 (2) 1:43.42	3:32.26 (2) 1:48.84	5:23.38 (2) 1:51.12	7:11.86 1:48.48	1.41	+1.41
3	147.11 Corio Bay Charles Rahdon	3	1:46.96 (4) 1:46.96	3:37.53 (3) 1:50.57	5:28.96 (3) 1:51.43	7:23.53 1:54.57	11.67	+13.08
4	147.39 Wendouree Ballarat Joshua Matheson	5	1:50.19 (6) 1:50.19	3:42.87 (4) 1:52.68	5:36.84 (4) 1:53.97	7:33.25 1:56.41	9.72	+22.80
5	147.26 Sydney University Alexander Page	4	1:48.60 (5) 1:48.60	3:44.37 (5) 1:55.77	5:45.07 (5) 2:00.70	7:49.88 2:04.81	16.63	+39.43
6	147.30 Toowong Nicholas Barlow	2	1:44.08 (3) 1:44.08	3:47.29 (6) 2:03.21	6:04.86 (6) 2:17.57	8:25.67 2:20.81	35.79	+75.22

Progress : 1->Semi-Final (Race's 195,196); 2,3,4,5,6,7,8->Repechage (Race's 117-121)

Race 39 Under 21 Men's Coxless Pair							Heat 1	
Place	Crew	Lane	500m	1000m	1500m	2000m	Margins	
1	150.21 University of Queensland-QAS Lex Tucker, Monty Martin	6	1:37.27 (1) 1:37.27	3:20.56 (1) 1:43.29	5:04.41 1:43.85	6:48.12 1:43.71	0.00	+0.00
2	150.19 University of Queensland Daniel Cashman, Matthew Cashman	3	1:38.42 (2) 1:38.42	3:21.53 (2) 1:43.11		6:50.22	2.10	+2.10
3	150.11 Sydney Isaac Thurnham, Charlie Hine	8	1:39.15 (3) 1:39.15	3:22.35 (3) 1:43.20	5:06.84 1:44.49	6:52.46 1:45.62	2.24	+4.34
4	150.18 University of Queensland Mitchell Owen, Finlay Harris	2	1:40.88 (5) 1:40.88	3:25.10 (4) 1:44.22	5:10.65 1:45.55	6:56.26 1:45.61	3.80	+8.14
5	150.12 Tasmania University Jonathan Voss, Rowan Sanderson	7	1:40.63 (4) 1:40.63	3:27.25 (5) 1:46.62	5:18.53 1:51.28	7:06.80 1:48.27	10.54	+18.68
6	150.02 Commercial John Morrissey, Jake Gilmore	5	1:43.16 (6) 1:43.16	3:32.29 (7) 1:49.13	5:21.53 1:49.24	7:10.04 1:48.51	3.24	+21.92
7	150.06 Mercantile/Melbourne Uni Nic Adkins, Benjamin van den Berg*	4	1:44.22 (7) 1:44.22	3:31.87 (6) 1:47.65	5:27.30 1:55.43	7:34.05 2:06.75	24.01	+45.93

Progress : 1,2,3,4->Semi-Final (Race's 199,200); 5,6,7->Repechage (Race's 124-125) *substitute

Race 40 Under 21 Men's Coxless Pair							Heat 2	
Place	Crew	Lane	500m	1000m	1500m	2000m	Margins	
1	150.16 UTS Haberfield James O'Meara, Joe Lynch	4	1:37.97 (1) 1:37.97	3:21.30 (1) 1:43.33	5:08.33 (1) 1:47.03	6:57.41 1:49.08	0.00	+0.00
2	150.10 Swan River Harper Davies, Fergus McNamara	3	1:43.41 (3) 1:43.41	3:29.40 (3) 1:45.99	5:15.58 (2) 1:46.18	7:01.68 1:46.10	4.27	+4.27
3	150.01 Adelaide University Max Henry, Jake Nesbitt	6	1:40.55 (2) 1:40.55	3:25.87 (2) 1:45.32	5:15.82 (3) 1:49.95	7:06.71 1:50.89	5.03	+9.30
4	150.04 Griffith Uni Surfers Paradise... Joseph Thynne, Benjamin Shuttlewood	8	1:46.42 (4) 1:46.42	3:35.84 (4) 1:49.42	5:28.41 (4) 1:52.57	7:19.95 1:51.54	13.24	+22.54
5	150.14 Toowong Joseph Petrie-Repar, Cooper O'Rourke	5	1:50.00 (5) 1:50.00	3:42.51 (5) 1:52.51	5:35.28 (5) 1:52.77	7:25.47 1:50.19	5.52	+28.06
	150.05 Melbourne University Lachlan Idle, Nicholas Bryant	2	SCRATCHED					
	150.07 Melbourne University Benjamin Marchant, James Houghton	7	SCRATCHED					

Progress : 1,2,3,4->Semi-Final (Race's 199,200); 5,6,7->Repechage (Race's 124-125)


2024 Australian Rowing Championships
Monday, 18 March 2024

Race 41 Under 21 Men's Coxless Pair							Heat 3		
Place	Crew	Lane	500m	1000m	1500m	2000m	Margins		
1	150.17 UTS Haberfield Oliver St Pierre, Joshua Wilson	4	1:37.16 (1) 1:37.16	3:18.82 (1) 1:41.66	5:06.10 (1) 1:47.28	6:56.18 1:50.08	0.00	+0.00	
2	150.08 Melbourne University Tom Foley, Winston Hooper	6	1:37.58 (2) 1:37.58	3:21.74 (2) 1:44.16	5:11.54 (2) 1:49.80	6:59.64 1:48.10	3.46	+3.46	
3	150.15 UTS Haberfield Brandon Smith, Will Clubb	3	1:42.98 (4) 1:42.98	3:28.68 (4) 1:45.70	5:15.99 (3) 1:47.31	7:03.16 1:47.17	3.52	+6.98	
4	150.03 Fremantle Austin Vincent, Oscar Lourie	7	1:41.71 (3) 1:41.71	3:27.50 (3) 1:45.79	5:17.21 (4) 1:49.71	7:04.92 1:47.71	1.76	+8.74	
5	150.13 Tasmania University Falcon Palmer, Archie Stewart	2	1:43.71 (5) 1:43.71	3:30.62 (5) 1:46.91	5:20.77 (5) 1:50.15	7:10.06 1:49.29	5.14	+13.88	
6	150.09 Swan River Matt McCarthy, Luke Porteous	5	1:45.86 (6) 1:45.86	3:39.20 (6) 1:53.34	5:34.47 (6) 1:55.27	7:28.65 1:54.18	18.59	+32.47	
	150.20 University of Queensland Lex Tucker, Monty Martin	8	SCRATCHED						
Progress : 1,2,3,4->Semi-Final (Race's 199,200); 5,6,7->Repechage (Race's 124-125)									

Race 42 Under 23 Women's Single Scull							Heat 1	
Place	Crew	Lane	500m	1000m	1500m	2000m	Margins	
1	122.17 UTS Haberfield Sarah Fahd	6	1:54.12 (1) 1:54.12	3:55.97 (1) 2:01.85	5:59.73 (1) 2:03.76	8:01.18 2:01.45	0.00	+0.00
2	122.12 Sydney University Tiffany Botha	5	1:58.50 (5) 1:58.50	3:59.99 (4) 2:01.49	6:03.54 (3) 2:03.55	8:05.07 2:01.53	3.89	+3.89
3	122.04 Griffith Uni Surfers Paradise Lindsay Calvert	3	1:56.94 (3) 1:56.94	3:58.95 (3) 2:02.01	6:01.80 (2) 2:02.85	8:06.09 2:04.29	1.02	+4.91
4	122.05 Griffith Uni Surfers Paradise Danica Free	2	1:55.61 (2) 1:55.61	3:57.70 (2) 2:02.09	6:03.78 (4) 2:06.08	8:10.91 2:07.13	4.82	+9.73
5	122.01 Adelaide Georgina Taeger	4	1:57.98 (4) 1:57.98	4:01.45 (5) 2:03.47	6:09.35 (5) 2:07.90	8:19.97 2:10.62	9.06	+18.79
6	122.20 WARC Tanika Webb	8	2:01.57 (7) 2:01.57	4:10.58 (7) 2:09.01	6:21.14 (6) 2:10.56	8:31.87 2:10.73	11.90	+30.69
7	122.16 Toowong Gabrielle Geldard	7	1:59.64 (6) 1:59.64	4:08.24 (6) 2:08.60	6:21.36 (7) 2:13.12	8:34.71 2:13.35	2.84	+33.53
Progress : 1,2,3,4->Semi-Final (Race's 201,202); 5,6,7->Repechage (Race 126)								

Race 43 Under 23 Women's Single Scull							Heat 2		
Place	Crew	Lane	500m	1000m	1500m	2000m	Margins		
1	122.09 Sydney Grace Sypher	4	1:56.47 (1) 1:56.47	3:57.36 (1) 2:00.89	5:59.34 (1) 2:01.98	7:58.61 1:59.27	0.00	+0.00	
2	122.11 Sydney University Sophia Wightman	5	1:59.02 (3) 1:59.02	4:01.42 (2) 2:02.40	6:05.30 (2) 2:03.88	8:07.21 2:01.91	8.60	+8.60	
3	122.03 Centenary Jessica Malcolm	7	1:58.90 (2) 1:58.90	4:02.76 (3) 2:03.86	6:07.73 (3) 2:04.97	8:10.90 2:03.17	3.69	+12.29	
4	122.18 University of Queensland Elly Ready	3	2:02.28 (4) 2:02.28	4:08.13 (4) 2:05.85	6:15.58 (4) 2:07.45	8:19.39 2:03.81	8.49	+20.78	
5	122.14 Tasmania University Kate Oliver	2	2:02.53 (5) 2:02.53	4:08.72 (5) 2:06.19	6:17.60 (5) 2:08.88	8:24.55 2:06.95	5.16	+25.94	
6	122.13 Sydney University Phoebe Teale	6	2:03.77 (6) 2:03.77	4:11.82 (6) 2:08.05	6:24.32 (6) 2:12.50	8:35.90 2:11.58	11.35	+37.29	
	122.10 Sydney University Zoe McKellar	8	SCRATCHED						
Progress : 1,2,3,4->Semi-Final (Race's 201,202); 5,6,7->Repechage (Race 126)									


2024 Australian Rowing Championships
Monday, 18 March 2024

Race 44 Under 23 Women's Single Scull							Heat 3	
Place	Crew	Lane	500m	1000m	1500m	2000m	Margins	
1	122.06 Melbourne University Romy Cantwell	6	1:55.03 (1) 1:55.03	3:54.77 (1) 1:59.74	5:56.50 (1) 2:01.73	7:59.42 2:02.92	0.00	+0.00
2	122.19 University of Queensland-QAS Eliza Bridgefoot	2	1:56.28 (3) 1:56.28	3:56.72 (2) 2:00.44	5:59.29 (2) 2:02.57	8:01.57 2:02.28	2.15	+2.15
3	122.02 Brisbane & GPS-QAS Hannah Kenway	5	1:55.82 (2) 1:55.82	3:56.91 (3) 2:01.09	6:00.83 (3) 2:03.92	8:04.52 2:03.69	2.95	+5.10
4	122.07 Melbourne University Livia Rosaia	4	1:58.32 (4) 1:58.32	4:02.97 (4) 2:04.65	6:06.83 (4) 2:03.86	8:10.16 2:03.33	5.64	+10.74
5	122.08 Mersey Lydia Tippett	3	2:08.30 (5) 2:08.30	4:23.14 (5) 2:14.84	6:42.04 (5) 2:18.90	8:58.76 2:16.72	48.60	+59.34
6	122.15 Tasmania University Daisy Maning	7	2:08.67 (6) 2:08.67	4:30.93 (6) 2:22.26	6:53.97 (6) 2:23.04	9:12.20 2:18.23	13.44	+72.78
Progress : 1,2,3,4->Semi-Final (Race's 201,202); 5,6,7->Repechage (Race 126)								

Race 45 Under 23 Men's Single Scull							Heat 1	
Place	Crew	Lane	500m	1000m	1500m	2000m	Margins	
1	128.18 UTS Haberfield Henry Blackwell	2	1:42.66 (1) 1:42.66	3:32.06 (1) 1:49.40	5:24.25 (1) 1:52.19	7:14.85 1:50.60	0.00	+0.00
2	128.06 Mercantile Dom Frederico	5	1:45.82 (4) 1:45.82	3:35.79 (3) 1:49.97	5:26.83 (2) 1:51.04	7:23.40 1:56.57	8.55	+8.55
3	128.01 Adelaide University Nick Blackman	3	1:44.61 (2) 1:44.61	3:34.79 (2) 1:50.18	5:28.81 (3) 1:54.02	7:27.49 1:58.68	4.09	+12.64
4	128.13 Toowong Mitchell Bridge	6	1:45.04 (3) 1:45.04	3:37.13 (4) 1:52.09	5:32.60 (4) 1:55.47	7:41.64 2:09.04	14.15	+26.79
5	128.14 Toowong Moss Murphy	8	1:47.11 (5) 1:47.11	3:40.48 (5) 1:53.37	5:41.96 (5) 2:01.48	7:50.29 2:08.33	8.65	+35.44
6	128.03 Griffith Uni Surfers Paradise Josh Wiese	7	1:54.99 (6) 1:54.99	3:58.44 (6) 2:03.45	6:01.29 (6) 2:02.85	8:02.07 2:00.78	11.78	+47.22
7	128.17 Toowong Henry McCluskey	4	1:57.25 (7) 1:57.25	4:02.71 (7) 2:05.46	6:09.33 (7) 2:06.62	8:13.11 2:03.78	11.04	+58.26
Progress : 1,2,3,4->Semi-Final (Race's 203,204); 5,6,7,8->Repechage (Race's 127-128)								

Race 46 Under 23 Men's Single Scull							Heat 2	
Place	Crew	Lane	500m	1000m	1500m	2000m	Margins	
1	128.20 WARC Blake Whyatt	5	1:47.37 (3) 1:47.37	3:40.75 (1) 1:53.38	5:33.86 (1) 1:53.11	7:28.84 1:54.98	0.00	+0.00
2	128.11 Penrith Liam Taylor	4	1:46.58 (2) 1:46.58	3:42.35 (2) 1:55.77	5:35.70 (2) 1:53.35	7:30.87 1:55.17	2.03	+2.03
3	128.21 Wendouree Ballarat William Gilbert	7	1:47.96 (4) 1:47.96	3:44.42 (5) 1:56.46	5:41.69 (5) 1:57.27	7:31.64 1:49.95	0.77	+2.80
4	128.08 North Esk Karl Breier	8	1:48.80 (5) 1:48.80	3:43.98 (4) 1:55.18	5:39.64 (3) 1:55.66	7:32.04 1:52.40	0.40	+3.20
5	128.04 Griffith Uni Surfers Paradise Ben Horsnell	3	1:46.30 (1) 1:46.30	3:42.63 (3) 1:56.33	5:40.01 (4) 1:57.38	7:39.03 1:59.02	6.99	+10.19
6	128.10 Penrith Bradley Moran	2	1:55.82 (6) 1:55.82	3:51.06 (6) 1:55.24	5:47.44 (6) 1:56.38	7:42.96 1:55.52	3.93	+14.12
	128.15 Toowong Rodin Martin	6						
Progress : 1,2,3,4->Semi-Final (Race's 203,204); 5,6,7,8->Repechage (Race's 127-128)								


2024 Australian Rowing Championships
Monday, 18 March 2024

Race 47 Under 23 Men's Single Scull							Heat 3	
Place	Crew	Lane	500m	1000m	1500m	2000m	Margins	
1	128.19 University of Queensland Noah Rosemann	8	1:44.95 (1) 1:44.95	3:35.00 (1) 1:50.05	5:27.60 (1) 1:52.60	7:18.94 1:51.34	0.00	+0.00
2	128.05 Melbourne University Felix Oliver	2	1:45.93 (3) 1:45.93	3:37.53 (2) 1:51.60	5:31.31 (2) 1:53.78	7:26.06 1:54.75	7.12	+7.12
3	128.02 Canberra-ACT Cormac Hayes	7	1:45.55 (2) 1:45.55	3:39.69 (3) 1:54.14	5:36.00 (3) 1:56.31	7:31.57 1:55.57	5.51	+12.63
4	128.07 Mercantile Jackson Morrish	6	1:53.27 (6) 1:53.27	3:47.06 (5) 1:53.79	5:41.13 (5) 1:54.07	7:34.35 1:53.22	2.78	+15.41
5	128.12 Sydney University Hugo Hobbs	4	1:49.51 (4) 1:49.51	3:45.64 (4) 1:56.13	5:40.67 (4) 1:55.03	7:42.45 2:01.78	8.10	+23.51
6	128.09 North Esk Neil Douglas	3	1:51.49 (5) 1:51.49	3:49.51 (6) 1:58.02	5:53.19 (6) 2:03.68	7:56.03 2:02.84	13.58	+37.09
7	128.16 Toowong Ben Stockwell	5	1:57.68 (7) 1:57.68	4:04.88 (7) 2:07.20	6:15.40 (7) 2:10.52	8:24.86 2:09.46	28.83	+65.92
Progress : 1,2,3,4->Semi-Final (Race's 203,204); 5,6,7,8->Repechage (Race's 127-128)								

Race 48 Open Women's Single Scull							Heat 1			
Place	Crew	Lane	500m	1000m	1500m	2000m	Margins			
1	101.11 Sydney University-NTC Tara Rigney	2	1:51.16 (1) 1:51.16	3:46.82 (1) 1:55.66	5:52.10 (1) 2:05.28	7:54.59 2:02.49	0.00	+0.00		
2	101.05 Mercantile Sophie Reinehr	5	2:01.05 (4) 2:01.05	4:02.91 (3) 2:01.86	6:04.74 (2) 2:01.83	8:07.30 2:02.56	12.71	+12.71		
3	101.10 Sydney University Aisyah Rafee	8	1:57.68 (2) 1:57.68	4:02.19 (2) 2:04.51	6:08.21 (3) 2:06.02	8:12.00 2:03.79	4.70	+17.41		
4	101.04 Mercantile Louise Carr	7	2:02.35 (6) 2:02.35	4:10.28 (6) 2:07.93	6:14.80 (4) 2:04.52	8:21.21 2:06.41	9.21	+26.62		
5	101.13 Team Singapore Joan Poh	4	1:58.92 (3) 1:58.92	4:06.43 (4) 2:07.51	6:15.94 (5) 2:09.51	8:22.28 2:06.34	1.07	+27.69		
6	101.07 Sydney University Molly McCausland	3	2:02.13 (5) 2:02.13	4:10.06 (5) 2:07.93	6:19.42 (6) 2:09.36	8:28.70 2:09.28	6.42	+34.11		
7	101.02 Banks Jenisi Kelderman	6	2:03.24 (7) 2:03.24	4:12.05 (7) 2:08.81	6:24.26 (7) 2:12.21	8:35.50 2:11.24	6.80	+40.91		
	101.03 Melbourne University-NTC Amanda Bateman	1	SCRATCHED							
Progress : 1,2->A Final (Race 273); 3,4,5,6,7,8->Repechage (Race's 129-130)										

Race 49 Open Women's Single Scull							Heat 2			
Place	Crew	Lane	500m	1000m	1500m	2000m	Margins			
1	101.17 University of Queensland-NTC Ria Thompson	5	1:53.81 (1) 1:53.81	3:52.53 (1) 1:58.72	5:55.13 (1) 2:02.60	7:59.76 2:04.63	0.00	+0.00		
2	101.01 ANU Catherine Khan	8	1:59.38 (4) 1:59.38	3:59.68 (3) 2:00.30	6:00.74 (2) 2:01.06	8:03.07 2:02.33	3.31	+3.31		
3	101.15 Team Vietnam Pham Thi Hue	7	1:55.47 (2) 1:55.47	3:57.17 (2) 2:01.70	6:03.20 (3) 2:06.03	8:12.24 2:09.04	9.17	+12.48		
4	101.14 Team Thailand Nuntida Krajangjam	2	1:58.25 (3) 1:58.25	4:03.68 (4) 2:05.43	6:11.17 (4) 2:07.49	8:15.32 2:04.15	3.08	+15.56		
5	101.16 University of Queensland Elizabeth Newell	3	1:59.77 (5) 1:59.77	4:05.13 (5) 2:05.36	6:13.70 (5) 2:08.57	8:18.20 2:04.50	2.88	+18.44		
6	101.06 Mersey Ella Marshall	6	2:09.42 (6) 2:09.42	4:24.01 (6) 2:14.59	6:38.52 (6) 2:14.51	8:51.50 2:12.98	33.30	+51.74		
	101.08 Sydney University Holly Wardlaw	4	SCRATCHED							
Progress : 1,2->A Final (Race 273); 3,4,5,6,7,8->Repechage (Race's 129-130)										


2024 Australian Rowing Championships
Monday, 18 March 2024

Race 50 Open Men's Single Scull							Heat 1	
Place	Crew	Lane	500m	1000m	1500m	2000m	Margins	
1	107.21 Sydney University David Bartholot	8	1:41.60 (1) 1:41.60	3:25.37 (1) 1:43.77	5:10.94 (1) 1:45.57	7:02.85 1:51.91	0.00	+0.00
2	107.01 ANU-ACT Hamish Harding	4	1:42.94 (2) 1:42.94	3:29.96 (3) 1:47.02	5:18.29 (2) 1:48.33	7:10.11 1:51.82	7.26	+7.26
3	107.02 ANU-ACT Caleb Antill	2	1:43.95 (3) 1:43.95	3:29.86 (2) 1:45.91	5:19.94 (3) 1:50.08	7:15.73 1:55.79	5.62	+12.88
4	107.06 Buckingham Joseph Wilson	5	1:45.33 (4) 1:45.33	3:34.72 (4) 1:49.39	5:24.40 (4) 1:49.68	7:17.25 1:52.85	1.52	+14.40
5	107.10 Corio Bay Xavier Hall-Sullivan	7	1:47.76 (7) 1:47.76	3:39.34 (6) 1:51.58	5:33.67 (5) 1:54.33	7:28.83 1:55.16	11.58	+25.98
6	107.23 Team Thailand Premanut Wattananusith	1	1:46.67 (6) 1:46.67	3:37.98 (5) 1:51.31	5:37.69 (6) 1:59.71	7:38.31 2:00.62	9.48	+35.46
7	107.22 Tamar William Birchmore	3	1:45.82 (5) 1:45.82	3:41.49 (7) 1:55.67	5:42.32 (7) 2:00.83	7:46.28 2:03.96	7.97	+43.43
8	107.08 Commercial Isaac Clewley	6	1:54.37 (8) 1:54.37	3:54.06 (8) 1:59.69	5:56.93 (8) 2:02.87	7:58.74 2:01.81	12.46	+55.89

Progress : 1,2,3,4->Semi-Final (Race's 205,206); 5,6,7,8->Repechage (Race's 131-132)

Race 51 Open Men's Single Scull							Heat 2			
Place	Crew	Lane	500m	1000m	1500m	2000m	Margins			
1	107.19 Sydney University Marcus Della Marta	8	1:41.59 (2) 1:41.59	3:29.06 (2) 1:47.47	5:18.68 (2) 1:49.62	7:02.89 1:44.21	0.00	+0.00		
2	107.20 Sydney University Campbell Watts	7	1:40.17 (1) 1:40.17	3:26.67 (1) 1:46.50	5:16.81 (1) 1:50.14	7:03.11 1:46.30	0.22	+0.22		
3	107.12 Griffith Uni Surfers Paradise Jackson Free	1	1:43.89 (3) 1:43.89	3:32.35 (3) 1:48.46	5:21.97 (3) 1:49.62	7:11.68 1:49.71	8.57	+8.79		
4	107.13 Melbourne University Joel Cain	4	1:47.56 (6) 1:47.56	3:36.60 (6) 1:49.04	5:24.81 (4) 1:48.21	7:14.44 1:49.63	2.76	+11.55		
5	107.27 UTS Haberfield Sam Green	2	1:45.84 (5) 1:45.84	3:36.40 (5) 1:50.56	5:29.40 (6) 1:53.00	7:23.13 1:53.73	8.69	+20.24		
6	107.15 North Esk Jack Barrett	5	1:44.90 (4) 1:44.90	3:34.41 (4) 1:49.51	5:26.37 (5) 1:51.96	7:25.22 1:58.85	2.09	+22.33		
7	107.28 University of WA Isaac Hamilton	6	1:56.97 (7) 1:56.97	4:00.67 (7) 2:03.70	6:03.37 (7) 2:02.70	8:03.50 2:00.13	38.28	+60.61		
	107.26 UTS Haberfield Alexander Wood	3	SCRATCHED							

Progress : 1,2,3,4->Semi-Final (Race's 205,206); 5,6,7,8->Repechage (Race's 131-132)


2024 Australian Rowing Championships
Monday, 18 March 2024

Race 52 Open Men's Single Scull							Heat 3	
Place	Crew	Lane	500m	1000m	1500m	2000m	Margins	
1	107.17 Sydney Stephen Cox	1	1:43.67 (1) 1:43.67	3:32.38 (1) 1:48.71	5:22.07 (1) 1:49.69	7:12.94 1:50.87	0.00	+0.00
2	107.24 Team Vietnam Nguyen Van Hieu	7	1:45.49 (2) 1:45.49	3:34.19 (2) 1:48.70	5:25.55 (2) 1:51.36	7:15.27 1:49.72	2.33	+2.33
3	107.05 Banks James Meads	2	1:48.10 (4) 1:48.10	3:36.49 (4) 1:48.39	5:27.43 (4) 1:50.94	7:24.13 1:56.70	8.86	+11.19
4	107.09 Commercial Alexander Jeremijenko	8	1:49.93 (6) 1:49.93	3:43.14 (5) 1:53.21	5:39.76 (5) 1:56.62	7:37.72 1:57.96	13.59	+24.78
5	107.16 North Esk Deon Birtwistle	6	1:49.76 (5) 1:49.76	3:47.61 (6) 1:57.85	5:50.36 (6) 2:02.75	7:55.37 2:05.01	17.65	+42.43
6	107.25 Toowong Hamish Parry	5	1:50.82 (7) 1:50.82	3:55.65 (7) 2:04.83	6:02.57 (7) 2:06.92	8:05.98 2:03.41	10.61	+53.04
7	107.14 Mersey Marcel Brown	4	2:08.61 (8) 2:08.61	4:20.90 (8) 2:12.29	6:35.24 (8) 2:14.34	8:49.74 2:14.50	43.76	+96.80
8	107.11 Easter Kyle Fram	3	1:47.04 (3) 1:47.04	3:36.22 (3) 1:49.18	5:26.49 (3) 1:50.27	9:54.45 4:27.96	64.71	+161.5

Progress : 1,2,3,4->Semi-Final (Race's 205,206); 5,6,7,8->Repechage (Race's 131-132)

Race 53 Open Men's Single Scull							Heat 4	
CANCELLED								

Race 54 Under 21 Lightweight Women's Single Scull							Heat 1	
Place	Crew	Lane	500m	1000m	1500m	2000m	Margins	
1	152.03 Loreto Marryatville Emily Laing	7	2:03.09 (1) 2:03.09	4:13.63 (1) 2:10.54	6:26.73 (2) 2:13.10	8:33.81 2:07.08	0.00	+0.00
2	152.12 University of Queensland Emily Graham	6	2:04.91 (3) 2:04.91	4:14.23 (2) 2:09.32	6:25.10 (1) 2:10.87	8:37.86 2:12.76	4.05	+4.05
3	152.10 Townsville JCU Nisha Hamann	4	2:04.68 (2) 2:04.68	4:18.70 (3) 2:14.02	6:35.98 (3) 2:17.28	8:52.41 2:16.43	14.55	+18.60
4	152.08 Sydney Sarah Berechree	5	2:05.48 (4) 2:05.48	4:22.13 (4) 2:16.65	6:41.00 (4) 2:18.87	8:55.21 2:14.21	2.80	+21.40
5	152.13 Unley High Scarlett Shanks	3	2:15.91 (5) 2:15.91	4:36.93 (5) 2:21.02	6:57.48 (5) 2:20.55	9:14.47 2:16.99	19.26	+40.66
6	152.05 Rockhampton Fitzroy Layla Struthers	2	2:32.94 (6) 2:32.94	5:12.35 (6) 2:39.41	8:10.25 (6) 2:57.90	10:20.92 2:10.67	66.45	+107.1

Progress : 1,2->A Final (Race 282); 3,4,5,6->Repechage (Race 135)

Race 55 Under 21 Lightweight Women's Single Scull							Heat 2	
Place	Crew	Lane	500m	1000m	1500m	2000m	Margins	
1	152.07 Sydney Liesel Page	6	1:56.53 (1) 1:56.53	3:59.73 (1) 2:03.20	6:05.82 (1) 2:06.09	8:14.00 2:08.18	0.00	+0.00
2	152.09 Toowong Alice O'Toole	7	2:01.83 (3) 2:01.83	4:08.34 (2) 2:06.51	6:16.31 (2) 2:07.97	8:22.60 2:06.29	8.60	+8.60
3	152.11 University of Queensland Scarlett Woodbury	3	2:02.85 (4) 2:02.85	4:11.26 (4) 2:08.41	6:21.35 (4) 2:10.09	8:26.52 2:05.17	3.92	+12.52
4	152.01 ANU Alex Perry-Dalton	5	2:01.42 (2) 2:01.42	4:10.17 (3) 2:08.75	6:20.85 (3) 2:10.68	8:29.72 2:08.87	3.20	+15.72
5	152.04 Melbourne University Charlotte Ball	4	2:06.53 (5) 2:06.53	4:16.03 (5) 2:09.50	6:30.13 (5) 2:14.10	8:43.42 2:13.29	13.70	+29.42
6	152.06 Rockhampton Fitzroy Calli McRae	2	2:06.86 (6) 2:06.86	4:26.32 (6) 2:19.46	6:48.27 (6) 2:21.95	9:07.34 2:19.07	23.92	+53.34

Progress : 1,2->A Final (Race 282); 3,4,5,6->Repechage (Race 135)


2024 Australian Rowing Championships
Monday, 18 March 2024

Race 56 Under 23 Lightweight Women's Single Scull							Heat 1	
Place	Crew	Lane	500m	1000m	1500m	2000m	Margins	
1	134.05 Sydney Laura Sypher	7	1:59.57 (1) 1:59.57	4:04.12 (2) 2:04.55	6:08.53 (2) 2:04.41	8:10.74 2:02.21	0.00	+0.00
2	134.07 Tasmania University Sophie Robinson	5	2:00.24 (2) 2:00.24	4:03.26 (1) 2:03.02	6:08.16 (1) 2:04.90	8:14.10 2:05.94	3.36	+3.36
3	134.08 Team Vietnam Bui Thi Thu Hien	3	2:00.43 (3) 2:00.43	4:06.72 (3) 2:06.29	6:16.60 (3) 2:09.88	8:24.99 2:08.39	10.89	+14.25
4	134.09 Toowong Jemima Powell	6	2:00.70 (4) 2:00.70	4:08.40 (5) 2:07.70	6:20.41 (4) 2:12.01	8:35.00 2:14.59	10.01	+24.26
5	134.02 Griffith Uni Surfers Paradise Olivia Cook	4	2:01.15 (5) 2:01.15	4:07.49 (4) 2:06.34	6:25.60 (5) 2:18.11	8:53.22 2:27.62	18.22	+42.48
Progress : All to Final								

Race 57 Under 23 Lightweight Women's Single Scull							Heat 2			
Place	Crew	Lane	500m	1000m	1500m	2000m	Margins			
1	134.06 Sydney University Phoebe Teale	6	2:02.24 (2) 2:02.24	4:09.99 (2) 2:07.75	6:18.90 (2) 2:08.91	8:26.66 2:07.76	0.00	+0.00		
2	134.04 Melbourne University Lucy De Gleria Cade	3	2:00.50 (1) 2:00.50	4:07.98 (1) 2:07.48	6:17.72 (1) 2:09.74	8:33.64 2:15.92	6.98	+6.98		
3	134.01 Canberra Abby Richards	5	2:05.68 (3) 2:05.68	4:15.32 (3) 2:09.64	6:26.95 (3) 2:11.63	8:39.41 2:12.46	5.77	+12.75		
	134.03 King's College Inez Kritzler	4	DID NOT START							
Progress : All to Final										

Race 58 Under 23 Lightweight Men's Single Scull							Heat 1	
Place	Crew	Lane	500m	1000m	1500m	2000m	Margins	
1	138.09 North Esk Laurie Dean	7	1:50.03 (2) 1:50.03	3:43.26 (1) 1:53.23	5:36.20 (1) 1:52.94	7:31.57 1:55.37	0.00	+0.00
2	138.08 North Esk Oscar Birtwistle	4	1:49.83 (1) 1:49.83	3:44.36 (3) 1:54.53	5:37.75 (2) 1:53.39	7:33.66 1:55.91	2.09	+2.09
3	138.11 Toowong Sam Parry	3	1:51.10 (6) 1:51.10	3:43.71 (2) 1:52.61	5:40.97 (3) 1:57.26	7:39.32 1:58.35	5.66	+7.75
4	138.10 Tasmania University Angus Paynter	6	1:50.45 (3) 1:50.45	3:45.47 (4) 1:55.02	5:42.70 (4) 1:57.23	7:40.56 1:57.86	1.24	+8.99
5	138.06 Mercantile Alex Tomanovits	5	1:50.92 (5) 1:50.92	3:47.42 (5) 1:56.50	5:45.71 (5) 1:58.29	7:42.75 1:57.04	2.19	+11.18
6	138.03 Commercial Nicholas Langford	2	1:50.76 (4) 1:50.76	3:49.76 (6) 1:59.00	5:55.89 (6) 2:06.13	8:09.12 2:13.23	26.37	+37.55
7	138.01 Adelaide Joshua Lasscock	8	1:53.72 (7) 1:53.72	3:57.94 (7) 2:04.22	6:11.72 (7) 2:13.78	8:25.46 2:13.74	16.34	+53.89
Progress : 1,2->A Final (Race 288); 3,4,5,6,7,8->Repechage (Race's 139-140)								


2024 Australian Rowing Championships
Monday, 18 March 2024

Race 59 Under 23 Lightweight Men's Single Scull							Heat 2	
Place	Crew	Lane	500m	1000m	1500m	2000m	Margins	
1	138.05 Melbourne University Damien Schroder	7	1:47.84 (2) 1:47.84	3:38.55 (1) 1:50.71	5:32.51 (1) 1:53.96	7:30.30 1:57.79	0.00	+0.00
2	138.13 University of Queensland Reilly Williams	2	1:48.91 (3) 1:48.91	3:41.88 (3) 1:52.97	5:36.86 (2) 1:54.98	7:38.29 2:01.43	7.99	+7.99
3	138.07 Mercantile Benjamin Whitmee	3	1:49.36 (4) 1:49.36	3:43.52 (4) 1:54.16	5:41.49 (3) 1:57.97	7:47.85 2:06.36	9.56	+17.55
4	138.14 University of WA Oliver Cliff	4	1:49.89 (6) 1:49.89	3:46.63 (5) 1:56.74	5:53.35 (4) 2:06.72	7:58.53 2:05.18	10.68	+28.23
5	138.02 Black Mountain Matthew Rickard	5	1:49.54 (5) 1:49.54	3:49.37 (6) 1:59.83	5:55.56 (5) 2:06.19	8:01.65 2:06.09	3.12	+31.35
6	138.04 Fremantle Jacob Sangster	8	1:47.37 (1) 1:47.37	3:39.29 (2) 1:51.92	6:01.73 (6) 2:22.44	8:17.75 2:16.02	16.10	+47.45
7	138.12 UTS Haberfield Angus Dunstan	6	1:50.29 (7) 1:50.29	3:55.12 (7) 2:04.83	6:07.52 (7) 2:12.40	8:15.31 2:07.79	RELEGATED Boat Underweight	

Progress : 1,2->A Final (Race 288); 3,4,5,6,7,8->Repechage (Race's 139-140)

Race 60 Open Lightweight Women's Single Scull							Heat 1	
Place	Crew	Lane	500m	1000m	1500m	2000m	Margins	
1	113.03 Buckingham Verayna Zilm	3	1:58.19 (2) 1:58.19	4:00.25 (1) 2:02.06	6:06.37 (1) 2:06.12	8:12.44 2:06.07	0.00	+0.00
2	113.09 Team Vietnam Pham Thi Thao	7	1:56.38 (1) 1:56.38	4:02.28 (2) 2:05.90	6:10.74 (2) 2:08.46	8:17.97 2:07.23	5.53	+5.53
3	113.10 University of WA Hayley Rowe	5	2:03.61 (4) 2:03.61	4:12.98 (4) 2:09.37	6:23.87 (4) 2:10.89	8:30.12 2:06.25	12.15	+17.68
4	113.02 Banks Antonietta Di Cosmo	6	1:58.79 (3) 1:58.79	4:06.69 (3) 2:07.90	6:22.60 (3) 2:15.91	8:36.94 2:14.34	6.82	+24.50
5	113.13 Wendouree Ballarat Kellie Egan	2	2:08.73 (5) 2:08.73	4:23.61 (5) 2:14.88	6:53.94 (6) 2:30.33	9:00.47 2:06.53	23.53	+48.03
6	113.05 Melbourne University Kana Kukumasa	4	2:11.72 (6) 2:11.72	4:30.63 (6) 2:18.91	6:43.19 (5) 2:12.56	9:16.12 2:32.93	15.65	+63.68

Progress : 1,2->A Final (Race 292); 3,4,5,6->Repechage (Race's 141-142)

Race 61 Open Lightweight Women's Single Scull							Heat 2			
Place	Crew	Lane	500m	1000m	1500m	2000m	Margins			
1	113.01 ANU-ACT Anneka Reardon	7	1:55.15 (1) 1:55.15	3:58.38 (1) 2:03.23	6:04.66 (1) 2:06.28	8:08.15 2:03.49	0.00	+0.00		
2	113.04 Corio Bay Maggie Foley	4	1:59.24 (2) 1:59.24	4:03.37 (2) 2:04.13	6:08.03 (2) 2:04.66	8:09.60 2:01.57	1.45	+1.45		
3	113.11 University of WA Izzy Emery	6	2:04.51 (3) 2:04.51	4:19.15 (3) 2:14.64	6:35.46 (3) 2:16.31	8:52.62 2:17.16	43.02	+44.47		
4	113.12 University of WA Lara Glendinning	5	2:09.65 (4) 2:09.65	4:27.41 (4) 2:17.76	6:43.91 (4) 2:16.50	8:56.25 2:12.34	3.63	+48.10		
	113.07 Sydney University Holly Wardlaw	3	SCRATCHED							

Progress : 1,2->A Final (Race 292); 3,4,5,6->Repechage (Race's 141-142)


2024 Australian Rowing Championships
Monday, 18 March 2024

Race 62 Open Lightweight Men's Single Scull							Heat 1	
Place	Crew	Lane	500m	1000m	1500m	2000m	Margins	
1	116.05 Kand-QAS Alec Paterson	4	1:44.22 (1) 1:44.22	3:31.64 (1) 1:47.42	5:25.45 (1) 1:53.81	7:29.31 2:03.86	0.00	+0.00
2	116.10 University of Queensland Liam McCoy	6	1:47.28 (2) 1:47.28	3:42.80 (3) 1:55.52	5:36.89 (2) 1:54.09	7:35.68 1:58.79	6.37	+6.37
3	116.09 Team Vietnam Dinh The Duc	5	1:48.04 (3) 1:48.04	3:41.91 (2) 1:53.87	5:38.96 (3) 1:57.05	7:40.63 2:01.67	4.95	+11.32
4	116.08 Tasmania University Sam Casey	3	1:54.12 (5) 1:54.12	3:53.81 (4) 1:59.69	5:55.60 (4) 2:01.79	7:54.42 1:58.82	13.79	+25.11
5	116.04 Griffith Uni Surfers Paradise Jono Locke	7	1:53.07 (4) 1:53.07	3:57.25 (5) 2:04.18	6:09.49 (5) 2:12.24	8:23.50 2:14.01	29.08	+54.19

Progress : 1,2->A Final (Race 294); 3,4,5,6->Repechage (Race 143)

Race 63 Open Lightweight Men's Single Scull							Heat 2			
Place	Crew	Lane	500m	1000m	1500m	2000m	Margins			
1	116.03 Banks Nick Sziqeter	6	1:47.76 (2) 1:47.76	3:41.83 (2) 1:54.07	5:37.43 (1) 1:55.60	7:36.04 1:58.61	0.00	+0.00		
2	116.07 Sydney University Wyatt Batt	5	1:52.58 (3) 1:52.58	3:48.79 (3) 1:56.21	5:43.73 (3) 1:54.94	7:45.16 2:01.43	9.12	+9.12		
3	116.06 Mercantile Jordan Roberts	4	1:46.68 (1) 1:46.68	3:38.66 (1) 1:51.98	5:43.38 (2) 2:04.72	8:06.22 2:22.84	21.06	+30.18		
4	116.01 ANU Jonathan Adams	7	1:57.03 (4) 1:57.03	3:58.41 (4) 2:01.38	6:05.25 (4) 2:06.84	8:08.28 2:03.03	2.06	+32.24		
	116.02 Adelaide Joshua Lasscock	3	DID NOT START							

Progress : 1,2->A Final (Race 294); 3,4,5,6->Repechage (Race 143)

Race 64 Under 17 Women's Double Scull							Heat 1	
Place	Crew	Lane	500m	1000m	1500m	2000m	Margins	
1	169.03 Commercial Summer Phillips, Cianna Becker	4	1:52.16 (1) 1:52.16	3:50.93 (1) 1:58.77	5:51.59 (1) 2:00.66	7:51.32 1:59.73	0.00	+0.00
2	169.19 Mosman Elouise Stephens, Elyse Coates	7	1:52.83 (2) 1:52.83	3:52.86 (2) 2:00.03	5:54.45 (2) 2:01.59	7:53.98 1:59.53	2.66	+2.66
3	169.09 Griffith Uni Surfers Paradise... Bethany Petie*, Dalia Ferraro	6	1:58.74 (4) 1:58.74	4:05.92 (4) 2:07.18	6:14.39 (4) 2:08.47	8:16.80 2:02.41	22.82	+25.48
4	169.05 Commercial Tyra Jensen, Anika Gundlach	2	1:57.69 (3) 1:57.69	4:02.50 (3) 2:04.81	6:10.81 (3) 2:08.31	8:19.76 2:08.95	2.96	+28.44
5	169.11 Leichhardt/Nepean Jessica Harris, Grace Conry	3	2:01.76 (7) 2:01.76	4:09.10 (6) 2:07.34	6:17.24 (5) 2:08.14	8:24.76 2:07.52	5.00	+33.44
6	169.22 PLC Sydney Francesca (Frankie) Reilly, Emily Barrett	5	1:59.94 (5) 1:59.94	4:08.81 (5) 2:08.87	6:20.76 (6) 2:11.95	8:31.77 2:11.01	7.01	+40.45
7	169.17 Mosman Emily Plowman, Erica Nutt	8	2:00.24 (6) 2:00.24	4:11.93 (7) 2:11.69	6:25.27 (7) 2:13.34	8:36.00 2:10.73	4.23	+44.68

Progress : 1->Semi-Final (Race's 209,210); 2,3,4,5,6,7,8->Repechage (Race's 144-148)

*substitute



2024 Australian Rowing Championships

Monday, 18 March 2024

Race 65 Under 17 Women's Double Scull							Heat 2	
Place	Crew	Lane	500m	1000m	1500m	2000m	Margins	
1	169.29 St Patrick's Townsville Keeley Adebahr, Emily Edison	4	2:00.59 (4) 2:00.59	4:02.72 (3) 2:02.13	6:03.22 (1) 2:00.50	8:04.77 2:01.55	0.00	+0.00
2	169.28 St Marys College Sana Ghiasvand, Ella Striker	6	1:53.07 (1) 1:53.07	3:55.55 (1) 2:02.48	6:04.03 (2) 2:08.48	8:11.55 2:07.52	6.78	+6.78
3	169.33 Sydney/Pymble Ladies' Kelly Clifton, Heidi Heap	7	1:56.29 (2) 1:56.29	4:00.32 (2) 2:04.03	6:05.18 (3) 2:04.86	8:15.74 2:10.56	4.19	+10.97
4	169.35 Trinity Lutheran College Chloe Fielding, Emily Dobbin	3	1:59.98 (3) 1:59.98	4:08.84 (4) 2:08.86	6:20.86 (4) 2:12.02	8:30.64 2:09.78	14.90	+25.87
5	169.12 Loreto Kirribilli Scarlett Cortes, Lilli Loiterton	2	2:04.83 (5) 2:04.83	4:18.09 (5) 2:13.26	6:30.36 (5) 2:12.27	8:40.35 2:09.99	9.71	+35.58
6	169.10 Hunter Valley Grammar Isabelle Nichols, Georgie Jones	5	2:10.36 (6) 2:10.36	4:29.19 (6) 2:18.83	6:49.56 (6) 2:20.37	9:06.90 2:17.34	26.55	+62.13
Progress : 1->Semi-Final (Race's 209,210); 2,3,4,5,6,7,8->Repechage (Race's 144-148)								

Race 66 Under 17 Women's Double Scull							Heat 3	
Place	Crew	Lane	500m	1000m	1500m	2000m	Margins	
1	169.36 Unley High/Newcastle Grammar Annabel McKensy, Georgie Twelftree	5	1:52.08 (1) 1:52.08	3:51.47 (1) 1:59.39	5:51.79 (1) 2:00.32	7:47.68 1:55.89	0.00	+0.00
2	169.13 Loreto Normanhurst Stella Moore, Patricia Boland	2	1:54.28 (2) 1:54.28	3:54.16 (2) 1:59.88	5:53.18 (2) 1:59.02	7:51.98 1:58.80	4.30	+4.30
3	169.04 Commercial Olivia Grant, Holly Fleming	3	1:56.65 (4) 1:56.65	3:56.11 (3) 1:59.46	5:59.83 (3) 2:03.72	8:03.70 2:03.87	11.72	+16.02
4	169.07 Genesis Christian Jessica Carroll, Tiahna Cutts	4	1:55.42 (3) 1:55.42	3:57.50 (4) 2:02.08	6:01.75 (4) 2:04.25	8:04.23 2:02.48	0.53	+16.55
5	169.26 St Marys College Imogen Stewart, Lucy Pinelli	6	2:02.39 (6) 2:02.39	4:09.57 (6) 2:07.18	6:16.36 (6) 2:06.79	8:19.31 2:02.95	15.08	+31.63
6	169.08 Gippsland Grammar Tara Dihood, Lily Canfield	7	1:59.52 (5) 1:59.52	4:06.08 (5) 2:06.56	6:16.20 (5) 2:10.12	8:24.23 2:08.03	4.92	+36.55
Progress : 1->Semi-Final (Race's 209,210); 2,3,4,5,6,7,8->Repechage (Race's 144-148)								

Race 67 Under 17 Women's Double Scull							Heat 4	
Place	Crew	Lane	500m	1000m	1500m	2000m	Margins	
1	169.20 Mosman Freida Kirkham, Lotte Ravesteijn	2	1:53.25 (1) 1:53.25	3:51.40 (1) 1:58.15	5:54.43 (1) 2:03.03	7:53.02 1:58.59	0.00	+0.00
2	169.31 St Patrick's Townsville Georgia Cresswell, Holly Wilkie	3	1:54.99 (3) 1:54.99	3:55.61 (2) 2:00.62	6:00.67 (2) 2:05.06	8:00.53 1:59.86	7.51	+7.51
3	169.24 Radford College Isobel Egan, Gigi Hickey	6	1:54.33 (2) 1:54.33	3:56.14 (3) 2:01.81	6:01.62 (3) 2:05.48	8:03.40 2:01.78	2.87	+10.38
4	169.14 MLC School Ashley Denton, Sophie Winnall	4	2:00.72 (5) 2:00.72	4:07.68 (4) 2:06.96	6:17.91 (4) 2:10.23	8:24.78 2:06.87	21.38	+31.76
5	169.30 St Patrick's Townsville Matilda Schroder, Leila Strickland	5	1:59.47 (4) 1:59.47	4:09.51 (5) 2:10.04	6:22.45 (5) 2:12.94	8:31.27 2:08.82	6.49	+38.25
6	169.18 Mosman Celena Panetta, Lola Balmain	7	2:02.20 (6) 2:02.20	4:14.04 (6) 2:11.84	6:32.73 (6) 2:18.69	8:53.11 2:20.38	21.84	+60.09
Progress : 1->Semi-Final (Race's 209,210); 2,3,4,5,6,7,8->Repechage (Race's 144-148)								




2024 Australian Rowing Championships

Monday, 18 March 2024

Race 68 Under 17 Women's Double Scull							Heat 5	
Place	Crew	Lane	500m	1000m	1500m	2000m	Margins	
1	169.02 Centenary/Brisbane & GPS Willa Dunbar, Greta Nott	7	1:49.90 (1) 1:49.90	3:48.60 (1) 1:58.70	5:51.64 (1) 2:03.04	7:53.55 2:01.91	0.00	+0.00
2	169.32 Sydney Mabel Oxenham, Xenia Palmer	4	1:55.83 (3) 1:55.83	3:56.79 (2) 2:00.96	6:00.71 (2) 2:03.92	8:04.27 2:03.56	10.72	+10.72
3	169.06 Commercial Evie Sayer, Matilda Dammers	3	1:53.98 (2) 1:53.98	4:01.28 (3) 2:07.30	6:11.35 (3) 2:10.07	8:20.36 2:09.01	16.09	+26.81
4	169.21 Newcastle Grammar Heidi Mckensey, Kensington Steele	5	2:04.08 (4) 2:04.08	4:13.27 (4) 2:09.19	6:18.85 (4) 2:05.58	8:25.19 2:06.34	4.83	+31.64
5	169.01 Buckingham Zoe Brooks, Ella Nicholas	6	2:05.84 (6) 2:05.84	4:14.08 (5) 2:08.24	6:25.85 (5) 2:11.77	8:38.11 2:12.26	12.92	+44.56
6	169.27 St Marys College Ruby Wighton, Abbie Smith	2	2:04.60 (5) 2:04.60	4:17.15 (6) 2:12.55	6:32.99 (6) 2:15.84	8:47.16 2:14.17	9.05	+53.61
Progress : 1->Semi-Final (Race's 209,210); 2,3,4,5,6,7,8->Repechage (Race's 144-148)								

Race 69 Under 17 Women's Double Scull							Heat 6	
Place	Crew	Lane	500m	1000m	1500m	2000m	Margins	
1	169.34 Trinity Lutheran College Sophie Clifford*, Charlie Newman	2	1:59.12 (2) 1:59.12	4:00.02 (1) 2:00.90	6:00.72 (1) 2:00.70	8:03.13 2:02.41	0.00	+0.00
2	169.25 Radford College Hanna Koch, Lucy Mihaljevic	5	1:59.62 (5) 1:59.62	4:02.40 (2) 2:02.78	6:07.92 (2) 2:05.52	8:13.83 2:05.91	10.70	+10.70
3	169.15 Mersey Eloise Fieldwick, Matilda Spaulding	4	1:59.25 (3) 1:59.25	4:03.60 (4) 2:04.35	6:11.51 (3) 2:07.91	8:18.92 2:07.41	5.09	+15.79
4	169.37 Walford Anglican Imogen Griffith, Olivia Masters	6	1:55.83 (1) 1:55.83	4:03.14 (3) 2:07.31	6:15.01 (4) 2:11.87	8:24.28 2:09.27	5.36	+21.15
5	169.16 Mersey Leeyah Clemens, Moleigh Clemens	7	2:00.44 (6) 2:00.44	4:06.03 (5) 2:05.59	6:16.06 (5) 2:10.03	8:26.56 2:10.50	2.28	+23.43
6	169.23 Pembroke School Abi Young, Mia Chapman	3	1:59.33 (4) 1:59.33	4:06.53 (6) 2:07.20	6:17.79 (6) 2:11.26	8:29.84 2:12.05	3.28	+26.71
Progress : 1->Semi-Final (Race's 209,210); 2,3,4,5,6,7,8->Repechage (Race's 144-148)								*substitute

Race 70 Under 17 Men's Double Scull							Heat 1	
Place	Crew	Lane	500m	1000m	1500m	2000m	Margins	
1	172.37 St Virgils Saxon Van Anholt, Llewellyn Gray	3	1:42.36 (2) 1:42.36	3:29.47 (1) 1:47.11	5:18.03 (1) 1:48.56	7:07.77 1:49.74	0.00	+0.00
2	172.02 Brisbane Grammar James Grant, Nicholas Kelso	7	1:41.89 (1) 1:41.89	3:31.81 (2) 1:49.92	5:25.27 (2) 1:53.46	7:18.57 1:53.30	10.80	+10.80
3	172.35 St Patrick's College VIC Lachie Belleville, George Charles	4	1:47.35 (5) 1:47.35	3:37.15 (3) 1:49.80	5:30.95 (3) 1:53.80	7:23.62 1:52.67	5.05	+15.85
4	172.33 St Augustines Rory Parker, Hamish Wise	5	1:44.14 (3) 1:44.14	3:37.58 (4) 1:53.44	5:35.27 (4) 1:57.69	7:31.82 1:56.55	8.20	+24.05
5	172.16 Leichhardt/Nepean Ezekiel Pratt, Petar Simkovic	1	1:52.25 (7) 1:52.25	3:46.65 (7) 1:54.40	5:42.10 (6) 1:55.45	7:32.56 1:50.46	0.74	+24.79
6	172.36 St Patrick's College VIC Isaac Kopke-Veldhuis, Frank Puddy	6	1:49.82 (6) 1:49.82	3:43.42 (6) 1:53.60	5:41.26 (5) 1:57.84	7:36.88 1:55.62	4.32	+29.11
7	172.10 Glebe Christopher Vlahos, Luke Martin	8	1:47.07 (4) 1:47.07	3:43.41 (5) 1:56.34	5:44.06 (7) 2:00.65	7:49.88 2:05.82	13.00	+42.11
	172.15 Hutchins James Stubbs, Tom Waterworth	2	DID NOT START					
Progress : 1->Semi-Final (Race's 211,212); 2,3,4,5,6,7,8->Repechage (Race's 149-153)								



2024 Australian Rowing Championships

Monday, 18 March 2024

Race 71 Under 17 Men's Double Scull							Heat 2	
Place	Crew	Lane	500m	1000m	1500m	2000m	Margins	
1	172.39 The Southport School Kyne Baird, William Box	5	1:42.09 (1) 1:42.09	3:30.93 (1) 1:48.84	5:22.07 (1) 1:51.14	7:10.22 1:48.15	0.00	+0.00
2	172.26 Prince Alfred College Christian Smith, Nick Christensen	8	1:44.80 (2) 1:44.80	3:34.01 (2) 1:49.21	5:25.81 (2) 1:51.80	7:12.82 1:47.01	2.60	+2.60
3	172.18 Mosman Lleyton Schomann, Ewan Humphreys*	6	1:45.69 (3) 1:45.69	3:39.46 (3) 1:53.77	5:36.50 (3) 1:57.04	7:31.59 1:55.09	18.77	+21.37
4	172.01 ANA Thomas Coles, Banjo Morris-Luck	4	1:48.32 (5) 1:48.32	3:41.91 (6) 1:53.59	5:39.62 (4) 1:57.71	7:32.46 1:52.84	0.87	+22.24
5	172.31 Rockhampton Grammar Henry Lau, Jackson Taylor	2	1:47.32 (4) 1:47.32	3:40.72 (4) 1:53.40	5:42.75 (7) 2:02.03	7:34.26 1:51.51	1.80	+24.04
6	172.46 Wendouree Ballarat Charlie Arnts, Oliver Fumi	3	1:49.56 (7) 1:49.56	3:46.48 (7) 1:56.92	5:40.23 (5) 1:53.75	7:40.23 2:00.00	5.97	+30.01
7	172.07 Christian Bros Alex Evans, Luke Jones	1	1:48.46 (6) 1:48.46	3:41.09 (5) 1:52.63	5:41.53 (6) 2:00.44	7:45.78 2:04.25	5.55	+35.56
8	172.19 Newcastle Grammar Thomas Miteff, Michael Thomas	7	1:51.31 (8) 1:51.31	3:49.77 (8) 1:58.46	5:52.39 (8) 2:02.62	7:50.09 1:57.70	4.31	+39.87
Progress : 1->Semi-Final (Race's 211,212); 2,3,4,5,6,7,8->Repechage (Race's 149-153)							*substitute	

Race 72 Under 17 Men's Double Scull							Heat 3	
Place	Crew	Lane	500m	1000m	1500m	2000m	Margins	
1	172.08 Corio Bay Tadhg Bailey, Zander Bailey	2	1:43.03 (1) 1:43.03	3:33.21 (1) 1:50.18	5:25.81 (1) 1:52.60	7:18.23 1:52.42	0.00	+0.00
2	172.27 Prince Alfred College Athar Harlaftis, James Dixon	8	1:46.78 (3) 1:46.78	3:39.03 (2) 1:52.25	5:33.77 (2) 1:54.74	7:25.92 1:52.15	7.69	+7.69
3	172.22 Nudgee Dashiel Withnall, Elfie Piper	7	1:51.62 (7) 1:51.62	3:44.23 (5) 1:52.61	5:37.27 (4) 1:53.04	7:28.67 1:51.40	2.75	+10.44
4	172.40 Trinity Grammar Will Johnson, James Devlin	4	1:48.89 (5) 1:48.89	3:40.87 (3) 1:51.98	5:36.18 (3) 1:55.31	7:32.11 1:55.93	3.44	+13.88
5	172.29 Radford College Lincoln Uren, Charlie Knight	1	1:49.31 (6) 1:49.31	3:45.58 (7) 1:56.27	5:44.80 (5) 1:59.22	7:43.00 1:58.20	10.89	+24.77
6	172.45 Wendouree Ballarat Flynn Sandlant, Tristan Coelho	6	1:47.80 (4) 1:47.80	3:43.93 (4) 1:56.13	5:49.24 (6) 2:05.31	7:43.92 1:54.68	0.92	+25.69
7	172.24 Pembroke School William Harvey, Charlie Miller	3	1:46.61 (2) 1:46.61	3:44.73 (6) 1:58.12	5:52.42 (7) 2:07.69	7:51.33 1:58.91	7.41	+33.10
8	172.42 Trinity Grammar Charlie Harris, Patrick Board	5	1:57.00 (8) 1:57.00	4:02.25 (8) 2:05.25	6:07.74 (8) 2:05.49	8:10.45 2:02.71	19.12	+52.22
Progress : 1->Semi-Final (Race's 211,212); 2,3,4,5,6,7,8->Repechage (Race's 149-153)								



2024 Australian Rowing Championships

Monday, 18 March 2024

Race 73 Under 17 Men's Double Scull							Heat 4	
Place	Crew	Lane	500m	1000m	1500m	2000m	Margins	
1	172.38 The Southport School George Schmidt, Harrison Howard	3	1:46.85 (3) 1:46.85	3:35.89 (2) 1:49.04	5:24.99 (2) 1:49.10	7:11.91 1:46.92	0.00	+0.00
2	172.30 Redlands Thomas Hooper, Angus McInnes	8	1:42.65 (1) 1:42.65	3:31.59 (1) 1:48.94	5:22.58 (1) 1:50.99	7:16.04 1:53.46	4.13	+4.13
3	172.32 Rockhampton Grammar Lachlan Yench, Ryan Hendrie	2	1:45.80 (2) 1:45.80	3:36.31 (3) 1:50.51	5:30.08 (3) 1:53.77	7:19.22 1:49.14	3.18	+7.31
4	172.05 Brisbane Grammar Ezekiel Hutton, Oliver Kent	6	1:48.56 (4) 1:48.56	3:40.60 (4) 1:52.04	5:32.57 (4) 1:51.97	7:19.62 1:47.05	0.40	+7.71
5	172.21 Nudgee Angus Kovac, Fred Prosser	5	1:49.06 (5) 1:49.06	3:42.07 (5) 1:53.01	5:36.08 (5) 1:54.01	7:28.72 1:52.64	9.10	+16.81
6	172.28 Radford College Oliver Hoorweg, Benjamin Beswick	7	1:51.03 (6) 1:51.03	3:50.59 (6) 1:59.56	5:51.64 (6) 2:01.05	7:53.53 2:01.89	24.81	+41.62
7	172.14 Hunter Valley Grammar Bailey Kropp, Angus Purdie	4	1:59.22 (7) 1:59.22	4:09.76 (7) 2:10.54	6:14.31 (7) 2:04.55	8:20.25 2:05.94	26.72	+68.34
Progress : 1->Semi-Final (Race's 211,212); 2,3,4,5,6,7,8->Repechage (Race's 149-153)								

Race 74 Under 17 Men's Double Scull							Heat 5			
Place	Crew	Lane	500m	1000m	1500m	2000m	Margins			
1	172.20 North Esk Jasper Twitchett, Samuel Dettmer	5	1:46.44 (2) 1:46.44	3:37.34 (2) 1:50.90	5:26.75 (2) 1:49.41	7:15.68 1:48.93	0.00	+0.00		
2	172.06 Canberra Grammar Alexander Griffiths, Benjamin McGregor	3	1:44.14 (1) 1:44.14	3:34.77 (1) 1:50.63	5:26.58 (1) 1:51.81	7:20.84 1:54.26	5.16	+5.16		
3	172.43 Trinity Lutheran College Teal'k Heron, Ky Leis	7	1:47.75 (3) 1:47.75	3:44.41 (3) 1:56.66	5:42.01 (3) 1:57.60	7:41.76 1:59.75	20.92	+26.08		
4	172.44 UTS Haberfield Matthew Jureta*, Oliver Taylor	4	1:52.18 (4) 1:52.18	3:51.14 (4) 1:58.96	5:51.54 (4) 2:00.40	7:51.93 2:00.39	10.17	+36.25		
5	172.25 Pembroke School Jed Watson, Max van de Meulengraaf	6	1:58.87 (5) 1:58.87	4:04.18 (5) 2:05.31	6:10.99 (5) 2:06.81	8:14.61 2:03.62	22.68	+58.93		
6	172.11 Hunter Valley Grammar Samuel Lonergan, William Hunt	2	2:00.90 (6) 2:00.90	4:06.10 (6) 2:05.20	6:12.21 (6) 2:06.11	8:19.25 2:07.04	4.64	+63.57		
	172.34 St Josephs Tate Frederikson, Joseph Lane	8	SCRATCHED							
Progress : 1->Semi-Final (Race's 211,212); 2,3,4,5,6,7,8->Repechage (Race's 149-153)								*substitute		

Race 75 Under 17 Men's Double Scull							Heat 6	
Place	Crew	Lane	500m	1000m	1500m	2000m	Margins	
1	172.04 Brisbane Grammar Oliver Kerr, Ashton Hamra	6	1:49.95 (4) 1:49.95	3:41.28 (2) 1:51.33	5:33.52 (1) 1:52.24	7:23.44 1:49.92	0.00	+0.00
2	172.03 Brisbane Grammar Lachlan Kerr, Hudson Slater	4	1:50.47 (5) 1:50.47	3:44.36 (4) 1:53.89	5:38.61 (3) 1:54.25	7:29.88 1:51.27	6.44	+6.44
3	172.23 Oxenford Joshua Pickering-Pentland, Ryan Hitschler	8	1:49.63 (3) 1:49.63	3:43.24 (3) 1:53.61	5:38.46 (2) 1:55.22	7:30.61 1:52.15	0.73	+7.17
4	172.13 Hunter Valley Grammar Harrison Skelly-Osmond, Hayden Melmeth	5	1:48.62 (2) 1:48.62	3:44.89 (5) 1:56.27	5:49.09 (5) 2:04.20	7:56.38 2:07.29	25.77	+32.94
5	172.12 Hunter Valley Grammar Thomas Foster, Edward Walsh	2	1:45.63 (1) 1:45.63	3:38.64 (1) 1:53.01	5:46.14 (4) 2:07.50	7:56.97 2:10.83	0.59	+33.53
6	172.41 Trinity Grammar Charlie Harris*, Daytona Derbogosijan	7	1:55.23 (6) 1:55.23	3:56.54 (6) 2:01.31	5:59.56 (6) 2:03.02	7:57.29 1:57.73	0.32	+33.85
7	172.09 Gippsland Grammar Himesh Rajapakse, Stuart Ray	3	1:55.99 (7) 1:55.99	3:59.70 (7) 2:03.71	6:07.77 (7) 2:08.07	8:14.13 2:06.36	16.84	+50.69
Progress : 1->Semi-Final (Race's 211,212); 2,3,4,5,6,7,8->Repechage (Race's 149-153)								*substitute



2024 Australian Rowing Championships

Monday, 18 March 2024

Race 76 Under 19 Women's Double Scull							Heat 1	
Place	Crew	Lane	500m	1000m	1500m	2000m	Margins	
1	155.10 Fremantle Juliet Kelly, Sina Metzger	7	1:49.70 (1) 1:49.70	3:45.31 (1) 1:55.61	5:44.30 (1) 1:58.99	7:45.38 2:01.08	0.00	+0.00
2	155.26 Sydney Georgina Stevenson, Amelia de Villiers	4	1:52.79 (2) 1:52.79	3:54.21 (2) 2:01.42	5:59.03 (2) 2:04.82	8:08.19 2:09.16	22.81	+22.81
3	155.03 Brisbane & GPS Poppy Yarski, Abby Collins	2	1:59.18 (3) 1:59.18	4:03.02 (3) 2:03.84	6:11.57 (3) 2:08.55	8:19.00 2:07.43	10.81	+33.62
4	155.17 Manning River/Newcastle Uni Zoe Armstrong, Zoe Hutchison	5	2:00.30 (5) 2:00.30	4:06.91 (5) 2:06.61	6:14.45 (4) 2:07.54	8:22.78 2:08.33	3.78	+37.40
5	155.13 Gippsland Grammar April Harrison, Scarlett Tavasci	6	1:59.98 (4) 1:59.98	4:06.60 (4) 2:06.62	6:15.18 (5) 2:08.58	8:27.83 2:12.65	5.05	+42.45
6	155.24 Rockhampton Grammar Mave Burnett, Greta McCosker	3	2:05.39 (6) 2:05.39	4:19.88 (6) 2:14.49	6:36.62 (6) 2:16.74	8:52.61 2:15.99	24.78	+67.23
Progress : 1->Semi-Final (Race's 213,214); 2,3,4,5,6,7,8->Repechage (Race's 154-158)								

Race 77 Under 19 Women's Double Scull							Heat 2	
Place	Crew	Lane	500m	1000m	1500m	2000m	Margins	
1	155.31 Trinity Lutheran College Scarlett Wood, Isabel Clifford	4	1:51.04 (1) 1:51.04	3:49.87 (1) 1:58.83	5:52.28 (1) 2:02.41	7:53.13 2:00.85	0.00	+0.00
2	155.01 Adelaide University/Nepean Olivia Harris, Victoria Binns	2	1:52.97 (2) 1:52.97	3:52.22 (2) 1:59.25	5:55.62 (2) 2:03.40	7:57.88 2:02.26	4.75	+4.75
3	155.21 PLC Perth Tahlia Wells, Stella Wandel*	5	1:58.64 (4) 1:58.64	4:03.71 (3) 2:05.07	6:10.11 (3) 2:06.40	8:17.04 2:06.93	19.16	+23.91
4	155.08 Fremantle Lara Connolly, Madison Naylor	3	1:58.90 (5) 1:58.90	4:03.75 (4) 2:04.85	6:12.29 (4) 2:08.54	8:20.17 2:07.88	3.13	+27.04
5	155.22 Pembroke School Lara Kidman, Evelyn King	6	1:57.19 (3) 1:57.19	4:06.65 (5) 2:09.46	6:21.34 (5) 2:14.69	8:31.85 2:10.51	11.68	+38.72
6	155.33 University of Queensland Isabelle Scheimer*, Charlotte Zentveld	7	2:00.20 (6) 2:00.20	4:12.51 (6) 2:12.31	6:26.96 (6) 2:14.45	8:40.41 2:13.45	8.56	+47.28
Progress : 1->Semi-Final (Race's 213,214); 2,3,4,5,6,7,8->Repechage (Race's 154-158)								*substitute

Race 78 Under 19 Women's Double Scull							Heat 3	
Place	Crew	Lane	500m	1000m	1500m	2000m	Margins	
1	155.32 UTS Haberfield Freya Bateman, Jade Bliss	3	1:49.15 (1) 1:49.15	3:43.63 (1) 1:54.48	5:43.01 (1) 1:59.38	7:46.70 2:03.69	0.00	+0.00
2	155.14 Griffith Uni Surfers Paradise Ruby Hodges, Courtney Davis	2	1:55.80 (5) 1:55.80	3:54.52 (4) 1:58.72	5:57.52 (2) 2:03.00	7:58.49 2:00.97	11.79	+11.79
3	155.27 Tasmania Uni/Newcastle Grammar Alice Macready*, Matilda Cocker	5	1:54.53 (3) 1:54.53	3:53.85 (2) 1:59.32	5:57.88 (3) 2:04.03	7:59.11 2:01.23	0.62	+12.41
4	155.06 Commercial Bethany Harvest, Milena Willcox	6	1:52.84 (2) 1:52.84	3:54.49 (3) 2:01.65	6:01.18 (5) 2:06.69	8:04.69 2:03.51	5.58	+17.99
5	155.23 Radford College Coco Guenther, Amelie Brennan	7	1:54.91 (4) 1:54.91	3:55.77 (5) 2:00.86	6:01.02 (4) 2:05.25	8:06.50 2:05.48	1.81	+19.80
6	155.30 Trinity Lutheran College Elina Doherty, Lillie Frewen	4	1:56.24 (6) 1:56.24	4:00.51 (6) 2:04.27	6:08.39 (6) 2:07.88	8:13.71 2:05.32	7.21	+27.01
Progress : 1->Semi-Final (Race's 213,214); 2,3,4,5,6,7,8->Repechage (Race's 154-158)								*substitute


2024 Australian Rowing Championships
Monday, 18 March 2024

Race 79 Under 19 Women's Double Scull							Heat 4	
Place	Crew	Lane	500m	1000m	1500m	2000m	Margins	
1	155.29 Townsville JCU Lily Bragg, Sarah Bourke	7	1:47.76 (1) 1:47.76	3:46.65 (1) 1:58.89	5:49.03 (1) 2:02.38	7:51.25 2:02.22	0.00	+0.00
2	155.02 Brisbane & GPS Danielle Watt, Gabrielle Ryan	6	1:53.70 (2) 1:53.70	3:53.76 (2) 2:00.06	5:55.04 (2) 2:01.28	7:54.21 1:59.17	2.96	+2.96
3	155.11 Fremantle/WARC Alessia Cirocco, Emma O'Neill	5	1:56.40 (3) 1:56.40	3:57.06 (3) 2:00.66	5:59.60 (3) 2:02.54	8:00.16 2:00.56	5.95	+8.91
4	155.07 Corio Bay/Rutherglen Lake LilyRose Hall Krause, Beatrix Hearn	4	1:57.90 (4) 1:57.90	3:59.80 (4) 2:01.90	6:03.66 (4) 2:03.86	8:05.59 2:01.93	5.43	+14.34
5	155.12 Friends Jemima Lennon, Ursula Nation	3	1:58.88 (5) 1:58.88	4:05.67 (5) 2:06.79	6:13.24 (5) 2:07.57	8:21.97 2:08.73	16.38	+30.72

Progress : 1->Semi-Final (Race's 213,214); 2,3,4,5,6,7,8->Repechage (Race's 154-158)

Race 80 Under 19 Women's Double Scull							Heat 5	
Place	Crew	Lane	500m	1000m	1500m	2000m	Margins	
1	155.16 Loreto Marryatville/ANU Alex Perry-Dalton, Emily Laing	5	1:50.75 (1) 1:50.75	3:44.20 (1) 1:53.45	5:41.58 (1) 1:57.38	7:35.16 1:53.58	0.00	+0.00
2	155.05 Buckingham/Mersey Lilly Barker, Poppy Kennett	7	1:52.41 (2) 1:52.41	3:45.82 (2) 1:53.41	5:44.77 (2) 1:58.95	7:36.21 1:51.44	1.05	+1.05
3	155.19 Mosman Claire Schomann, Tanja Hornby	4	1:56.64 (3) 1:56.64	4:02.59 (3) 2:05.95	6:14.61 (3) 2:12.02	8:23.82 2:09.21	47.61	+48.66
4	155.20 PLC Perth Evie Salt, Isabella Maliszewski	3	2:00.27 (4) 2:00.27	4:06.28 (4) 2:06.01	6:18.91 (4) 2:12.63	8:28.11 2:09.20	4.29	+52.95
5	155.15 Hunter Valley Grammar Erin O'Kane, Amelia Dennis	6	2:03.41 (5) 2:03.41	4:12.72 (5) 2:09.31	6:22.97 (5) 2:10.25	8:29.79 2:06.82	1.68	+54.63

Progress : 1->Semi-Final (Race's 213,214); 2,3,4,5,6,7,8->Repechage (Race's 154-158)

Race 81 Under 19 Women's Double Scull							Heat 6	
Place	Crew	Lane	500m	1000m	1500m	2000m	Margins	
1	155.25 Sydney Neve Tierney, Gabby Sypher	3	1:51.13 (1) 1:51.13	3:47.49 (1) 1:56.36	5:48.03 (1) 2:00.54	7:52.42 2:04.39	0.00	+0.00
2	155.04 Brisbane & GPS/Bundaberg Jorja Mortimer, Eva Hosking	5	1:53.76 (2) 1:53.76	3:55.67 (2) 2:01.91	6:00.02 (2) 2:04.35	8:03.95 2:03.93	11.53	+11.53
3	155.18 Mercantile/Nagambie Clodagh McCarthy, Cate McNeil	7	1:58.17 (4) 1:58.17	4:03.04 (4) 2:04.87	6:04.42 (3) 2:01.38	8:07.88 2:03.46	3.93	+15.46
4	155.28 Toowong/Brisbane & GPS Elodie Lee, Robyn Matthews	4	1:59.09 (5) 1:59.09	4:03.16 (5) 2:04.07	6:07.31 (5) 2:04.15	8:10.20 2:02.89	2.32	+17.78
5	155.09 Fremantle Ella Riches, Bridget Gralton	6	1:57.63 (3) 1:57.63	4:01.46 (3) 2:03.83	6:06.67 (4) 2:05.21	8:11.69 2:05.02	1.49	+19.27


Progress : 1->Semi-Final (Race's 213,214); 2,3,4,5,6,7,8->Repechage (Race's 154-158)


2024 Australian Rowing Championships
Monday, 18 March 2024

Race 82 Under 19 Men's Double Scull							Heat 1	
Place	Crew	Lane	500m	1000m	1500m	2000m	Margins	
1	162.02 Adelaide High/Unley High Thomas Osborn, Finn Redman	7	1:45.79 1:45.79	3:34.22 1:48.43	5:21.89 1:47.67	7:04.50 1:42.61	0.00	+0.00
2	162.26 Radford College Euan Greig, Hamish Whithear	3	1:42.15 1:42.15	3:32.22 1:50.07	5:26.58 1:54.36	7:14.51 1:47.93	10.01	+10.01
3	162.30 Sydney/St Josephs Zavier Gursoy*, Tom Chanter	5	1:43.22 1:43.22	3:32.24 1:49.02	5:22.05 1:49.81	7:14.79 1:52.74	0.28	+10.29
4	162.09 Fremantle/Canberra Ben Haywood, Kit Mueller	6	1:46.60 1:46.60	3:36.86 1:50.26	5:28.63 1:51.77	7:15.09 1:46.46	0.30	+10.59
5	162.40 Wendouree Ballarat Joachim Henderson, James Clark	8	1:46.38 1:46.38	3:36.95 1:50.57	5:28.02 1:51.07	7:15.15 1:47.13	0.06	+10.65
6	162.06 Bundaberg/Ignatius Park Thomas Bartels, Logan Caville	4	1:46.25 1:46.25	3:40.17 1:53.92	5:38.77 1:58.60	7:43.14 2:04.37	27.99	+38.64
7	162.25 Nudgee George Coorey, Will Enders	2				18:15.43	632.29	+670.9
Progress : 1->Semi-Final (Race's 215,216); 2,3,4,5,6,7,8->Repechage (Race's 159-163)							*substitute	

Race 83 Under 19 Men's Double Scull							Heat 2			
Place	Crew	Lane	500m	1000m	1500m	2000m	Margins			
1	162.37 Unley High/Pembroke School Alex Lee, Nate Lessue	5	1:38.13 (1) 1:38.13	3:24.88 (1) 1:46.75	5:14.25 (1) 1:49.37	7:00.70 1:46.45	0.00	+0.00		
2	162.08 Fremantle Remy Payne, Liam. M. Davis	7	1:41.88 (3) 1:41.88	3:29.51 (3) 1:47.63	5:17.49 (2) 1:47.98	7:01.58 1:44.09	0.88	+0.88		
3	162.34 Trinity Grammar William Ball, Charlie White	2	1:42.38 (4) 1:42.38	3:29.81 (4) 1:47.43	5:20.65 (4) 1:50.84	7:07.29 1:46.64	5.71	+6.59		
4	162.38 WARC Sam Clode, Kieran Reading	3	1:39.70 (2) 1:39.70	3:27.71 (2) 1:48.01	5:18.42 (3) 1:50.71	7:07.92 1:49.50	0.63	+7.22		
5	162.04 Barwon Luca Mercuri, Elliott Renton-Gibb	4	1:44.69 (6) 1:44.69	3:35.75 (6) 1:51.06	5:27.37 (5) 1:51.62	7:16.19 1:48.82	8.27	+15.49		
6	162.13 Gregory Terrace/Griffith Uni ... Matthew Leskiw, John Nolan	8	1:43.43 (5) 1:43.43	3:34.03 (5) 1:50.60	5:27.57 (6) 1:53.54	7:21.87 1:54.30	5.68	+21.17		
	162.29 St Josephs Samuel Basha, Finlay Mitchell	6	SCRATCHED							
Progress : 1->Semi-Final (Race's 215,216); 2,3,4,5,6,7,8->Repechage (Race's 159-163)										

Race 84 Under 19 Men's Double Scull							Heat 3			
Place	Crew	Lane	500m	1000m	1500m	2000m	Margins			
1	162.36 UTS Haberfield/Hunter Valley Luke Purdie, Kalen Routley	3	1:42.41 (3) 1:42.41	3:25.75 (3) 1:43.34	5:19.94 (3) 1:54.19	6:55.46 1:35.52	0.00	+0.00		
2	162.24 Norwood International High Nickolas Haloulos, Oliver Evans-Wood	6	1:37.41 (2) 1:37.41	3:22.52 (1) 1:45.11	5:11.99 (1) 1:49.47	6:59.72 1:47.73	4.26	+4.26		
3	162.19 Melbourne High Oscar Eberbach, Joshua Kang	7	1:37.24 (1) 1:37.24	3:23.26 (2) 1:46.02	5:17.67 (2) 1:54.41	7:11.95 1:54.28	12.23	+16.49		
4	162.23 North Esk/Tamar Ned Neville-Clark, Jack Clark	8	1:43.04 (4) 1:43.04	3:33.44 (4) 1:50.40	5:26.45 (4) 1:53.01	7:17.51 1:51.06	5.56	+22.05		
5	162.05 Brisbane State High Eoghan Johnson, Ruben Brosnan	4	1:43.99 (5) 1:43.99	3:37.69 (5) 1:53.70	5:39.66 (5) 2:01.97	7:35.72 1:56.06	18.21	+40.26		
6	162.35 Trinity Lutheran College Jed Rice, Kristian Raaschou	5	1:48.91 (6) 1:48.91	3:45.64 (6) 1:56.73	5:44.51 (6) 1:58.87	7:37.90 1:53.39	2.18	+42.44		
	162.07 Cathedral Townsville Henry Chin, Charlie Patrick	2	SCRATCHED							
Progress : 1->Semi-Final (Race's 215,216); 2,3,4,5,6,7,8->Repechage (Race's 159-163)										



2024 Australian Rowing Championships

Monday, 18 March 2024

Race 85 Under 19 Men's Double Scull							Heat 4	
Place	Crew	Lane	500m	1000m	1500m	2000m	Margins	
1	162.03 Adelaide University/Adelaide Cooper Hoskin, Alexander Williams	5	1:41.37 (3) 1:41.37	3:24.81 (2) 1:43.44	5:09.00 (1) 1:44.19	6:49.54 1:40.54	0.00	+0.00
2	162.14 Griffith Uni Surfers Paradise Luca Free, Jason McKenzie	6	1:40.19 (2) 1:40.19	3:23.83 (1) 1:43.64	5:09.30 (2) 1:45.47	6:50.44 1:41.14	0.90	+0.90
3	162.01 Adelaide/Buckingham Beau Furlonge*, Igor Zarubin	2	1:44.00 (5) 1:44.00	3:31.56 (4) 1:47.56	5:19.67 (4) 1:48.11	7:04.96 1:45.29	14.52	+15.42
4	162.28 Radford College Hamish Gaden, Hamish McKee	4	1:38.47 (1) 1:38.47	3:26.44 (3) 1:47.97	5:18.10 (3) 1:51.66	7:11.47 1:53.37	6.51	+21.93
5	162.10 Gippsland Grammar Lagan Joshi, Samuel Reynolds	3	1:43.86 (4) 1:43.86	3:34.44 (5) 1:50.58	5:26.74 (5) 1:52.30	7:20.18 1:53.44	8.71	+30.64
6	162.20 Melbourne High Sam Eberbach*, James Lao	8	1:44.52 (6) 1:44.52	3:36.64 (6) 1:52.12	5:30.30 (6) 1:53.66	7:22.26 1:51.96	2.08	+32.72
7	162.32 The Southport School Hunter Douglas, John Oneto	7	1:47.59 (7) 1:47.59	3:40.86 (7) 1:53.27	5:30.53 (7) 1:49.67	7:31.85 2:01.32	9.59	+42.31
Progress : 1->Semi-Final (Race's 215,216); 2,3,4,5,6,7,8->Repechage (Race's 159-163)							*substitute	

Race 86 Under 19 Men's Double Scull					Heat 5	
Place	Crew	Lane	2000m	Margins		
1	162.27 Radford College (Malouf,Scott)	3	6:50.99	0.00	+0.00	
2	162.21 Mosman (Robertson,Elias)	4	6:51.37	0.38	+0.38	
3	162.15 Launceston Grammar (Brown,Tole*)	7	7:17.34	25.97	+26.35	
4	162.16 Launceston Grammar (Stewart,Cuning)	5	7:31.63	14.29	+40.64	
5	162.12 Gippsland Grammar (Lewis,Cook)	2	7:32.26	0.63	+41.27	
6	162.11 Gippsland Grammar (Courtney,Howard)	6	7:43.97	11.71	+52.98	
Progress : 1->Semi-Final (Race's 215,216); 2,3,4,5,6,7,8->Repechage (Race's 159-163)					*substitute	

Race 87 Under 19 Men's Double Scull							Heat 6	
Place	Crew	Lane	500m	1000m	1500m	2000m	Margins	
1	162.22 Mosman Dion Hansson, Oscar Scheel Gamborg	3	1:36.71 (1) 1:36.71	3:21.80 (1) 1:45.09	5:10.20 (1) 1:48.40	6:57.93 1:47.73	0.00	+0.00
2	162.31 The Southport School Matthew Coleman, Samuel Butler	5	1:41.71 (2) 1:41.71	3:28.11 (2) 1:46.40	5:14.98 (2) 1:46.87	6:59.63 1:44.65	1.70	+1.70
3	162.39 WARC/Leichhardt Dylan Lee, Thomas Byass	2	1:47.63 (5) 1:47.63	3:36.30 (5) 1:48.67	5:22.95 (3) 1:46.65	7:09.44 1:46.49	9.81	+11.51
4	162.17 Melbourne High Yanxiang Huang*, Tomoki Golec	6	1:43.07 (3) 1:43.07	3:32.50 (3) 1:49.43	5:26.19 (4) 1:53.69	7:17.66 1:51.47	8.22	+19.73
5	162.33 Trinity Grammar Hugo Osmond*, Nicholas Whiteoak	4	1:43.97 (4) 1:43.97	3:33.28 (4) 1:49.31	5:27.83 (5) 1:54.55	7:28.94 2:01.11	11.28	+31.01
6	162.18 Melbourne High Mark Thiel, Rahul Thomas*	7	1:51.84 (6) 1:51.84	3:49.11 (6) 1:57.27	5:48.36 (6) 1:59.25	7:48.93 2:00.57	19.99	+51.00
Progress : 1->Semi-Final (Race's 215,216); 2,3,4,5,6,7,8->Repechage (Race's 159-163)							*substitute	


2024 Australian Rowing Championships
Monday, 18 March 2024

Race 88 Under 21 Men's Double Scull							Heat 1	
Place	Crew	Lane	500m	1000m	1500m	2000m	Margins	
1	148.09 Fremantle/WARC Charlie Stevenson, Jacob Cassey	8	1:38.53 (1) 1:38.53	3:21.66 (1) 1:43.13	5:06.15 (1) 1:44.49	6:47.99 1:41.84	0.00	+0.00
2	148.14 Scotch Oakburn/Tasmania Uni Oliver Shearing, Cameron Parker	5	1:41.34 (3) 1:41.34	3:24.68 (3) 1:43.34	5:10.06 (2) 1:45.38	6:48.99 1:38.93	1.00	+1.00
3	148.02 Adelaide University Kyle Miller, Hugo Wurm	3	1:41.50 (4) 1:41.50	3:26.45 (4) 1:44.95	5:10.75 (3) 1:44.30	6:52.91 1:42.16	3.92	+4.92
4	148.07 Fremantle Liam Jaeger, Austin Vincent	7	1:39.69 (2) 1:39.69	3:24.28 (2) 1:44.59	5:12.35 (4) 1:48.07	6:55.95 1:43.60	3.04	+7.96
5	148.20 Wendouree Ballarat/Mercantile Archie Critchell, Joshua Matheson	4	1:43.01 (5) 1:43.01	3:27.99 (5) 1:44.98	5:15.40 (5) 1:47.41	7:02.15 1:46.75	6.20	+14.16
6	148.17 Toowong Joseph Petrie-Repar, Cooper O'Rourke	2	1:45.92 (7) 1:45.92	3:32.81 (6) 1:46.89	5:22.25 (6) 1:49.44	7:11.90 1:49.65	9.75	+23.91
7	148.13 Mercantile James Goldrick, Benjamin van den Berg	6	1:43.42 (6) 1:43.42	3:35.87 (7) 1:52.45	5:30.17 (7) 1:54.30	7:24.63 1:54.46	12.73	+36.64
Progress : 1,2,3,4->Semi-Final (Race's 223,224); 5,6,7->Repechage (Race 172)								

Race 89 Under 21 Men's Double Scull							Heat 2	
Place	Crew	Lane	500m	1000m	1500m	2000m	Margins	
1	148.04 Adelaide/Kand Chad Willett, Adam Holland	6	1:34.70 (1) 1:34.70	3:16.21 (1) 1:41.51	4:56.92 (1) 1:40.71	6:41.24 1:44.32	0.00	+0.00
2	148.18 UTS Haberfield Oscar Beregi, Jack Power	7	1:37.01 (3) 1:37.01	3:18.58 (3) 1:41.57	5:01.52 (2) 1:42.94	6:45.06 1:43.54	3.82	+3.82
3	148.10 Griffith Uni Surfers Paradise... Nicholas Barlow, Benjamin Shuttlewood	2	1:36.92 (2) 1:36.92	3:18.12 (2) 1:41.20	5:02.77 (3) 1:44.65	6:48.40 1:45.63	3.34	+7.16
4	148.08 Fremantle/Swan River Harry Salfinger, Oscar Lourie	4	1:37.88 (4) 1:37.88	3:20.64 (4) 1:42.76	5:04.89 (4) 1:44.25	6:53.21 1:48.32	4.81	+11.97
5	148.19 Uni Queensland/Griffith Uni S... Charles Clarke, Patrick Murphy	3	1:38.40 (5) 1:38.40	3:24.08 (5) 1:45.68	5:10.70 (5) 1:46.62	6:59.97 1:49.27	6.76	+18.73
6	148.15 Sydney Fletcher Smith, Maxim Moloney	5	1:40.34 (6) 1:40.34	3:30.00 (6) 1:49.66	5:24.38 (6) 1:54.38	7:23.83 1:59.45	23.86	+42.59
Progress : 1,2,3,4->Semi-Final (Race's 223,224); 5,6,7->Repechage (Race 172)								

Race 90 Under 21 Men's Double Scull							Heat 3	
Place	Crew	Lane	500m	1000m	1500m	2000m	Margins	
1	148.11 Hawthorn Max Currie, William Hexter	2	1:35.97 (2) 1:35.97	3:16.23 (2) 1:40.26	4:58.97 (2) 1:42.74	6:44.58 1:45.61	0.00	+0.00
2	148.06 Corio Bay/Sydney Nicholas Whalan, Charles Rahdon	7	1:35.73 (1) 1:35.73	3:14.92 (1) 1:39.19	4:58.26 (1) 1:43.34	6:47.95 1:49.69	3.37	+3.37
3	148.01 Adelaide University Jude Schirmer, Jasper Boyce	5	1:36.86 (3) 1:36.86	3:19.91 (3) 1:43.05	5:04.70 (3) 1:44.79	6:49.01 1:44.31	1.06	+4.43
4	148.05 Buckingham Angus Vermey, Ryan Fox	6	1:40.64 (4) 1:40.64	3:24.48 (4) 1:43.84	5:08.80 (4) 1:44.32	6:53.91 1:45.11	4.90	+9.33
5	148.16 Sydney University Alexander Page*, James Scott Brown	4	1:40.66 (5) 1:40.66	3:24.83 (5) 1:44.17	5:12.45 (5) 1:47.62	7:02.30 1:49.85	8.39	+17.72
6	148.03 Adelaide University James Williams, Arthur Drayton	3	1:40.97 (6) 1:40.97	3:26.83 (6) 1:45.86	5:29.65 (6) 2:02.82	7:21.99 1:52.34	19.69	+37.41
Progress : 1,2,3,4->Semi-Final (Race's 223,224); 5,6,7->Repechage (Race 172)								*substitute